

Central Lancashire Online Knowledge (CLOK)


Title	Prevalence, awareness, treatment, and control of hypertension in Nigeria in 1995 and 2020: A systematic analysis of current evidence
Type	Article
URL	https://clock.uclan.ac.uk/36955/
DOI	https://doi.org/10.1111/jch.14220
Date	2021
Citation	Adeloye, Davies, Owolabi, Eyitayo O., Ojji, Dike B., Auta, Asa, Dewan, Mary T., Olanrewaju, Timothy O., Ogah, Okechukwu, Omoyele, Chiamaka, Ezeigwe, Nnenna et al (2021) Prevalence, awareness, treatment, and control of hypertension in Nigeria in 1995 and 2020: A systematic analysis of current evidence. The Journal of Clinical Hypertension, 23 (5). pp. 963-977. ISSN 1524-6175
Creators	Adeloye, Davies, Owolabi, Eyitayo O., Ojji, Dike B., Auta, Asa, Dewan, Mary T., Olanrewaju, Timothy O., Ogah, Okechukwu, Omoyele, Chiamaka, Ezeigwe, Nnenna and Et, Al

It is advisable to refer to the publisher's version if you intend to cite from the work.
<https://doi.org/10.1111/jch.14220>

For information about Research at UCLan please go to <http://www.uclan.ac.uk/research/>

All outputs in CLOK are protected by Intellectual Property Rights law, including Copyright law. Copyright, IPR and Moral Rights for the works on this site are retained by the individual authors and/or other copyright owners. Terms and conditions for use of this material are defined in the <http://clock.uclan.ac.uk/policies/>

Prevalence, awareness, treatment, and control of hypertension in Nigeria in 1995 and 2020: A systematic analysis of current evidence

Davies Adeloye MD, PhD¹  | Eytayo O. Owolabi PhD² | Dike B. Ojji MD, PhD³ | Asa Auta PhD⁴ | Mary T. Dewan MD⁵ | Timothy O. Olanrewaju MD, PhD⁶ | Okechukwu S. Ogah MD, PhD⁷ | Chiamaka Omoyele MSc⁸ | Nnenna Ezeigwe MD⁸ | Rex G. Mpazanje MD⁵ | Muktar A. Gadanya MD⁹ | Emmanuel Agogo MD¹⁰ | Wondimagegnehu Alemu MD¹¹ | Akindele O. Adebisi MD, PhD⁷ | Michael O. Harhay PhD¹²

¹Centre for Global Health, Usher Institute, University of Edinburgh, Edinburgh, UK

²Centre for Global Surgery, Department of Global Health, Stellenbosch University, Stellenbosch, South Africa

³Department of Medicine, Faculty of Clinical Sciences, University of Abuja, Gwagwalada, Abuja, Nigeria

⁴School of Pharmacy and Biomedical Sciences, University of Central Lancashire, Preston, UK

⁵WHO Country Office for Nigeria, Abuja, Nigeria

⁶Department of Medicine, College of Health Sciences, University of Ilorin, Ilorin, Nigeria

⁷College of Medicine, University of Ibadan, Ibadan, Nigeria

⁸Federal Ministry of Health, Abuja, Nigeria

⁹Department of Community Medicine, Aminu Kano Teaching Hospital, Bayero University, Kano, Nigeria

¹⁰Resolve to Save Lives, Abuja, Nigeria

¹¹International Health Consultancy, LLC, Atlanta, GA, USA

¹²Department of Biostatistics, Epidemiology and Informatics, University of Pennsylvania Perelman School of Medicine, Philadelphia, PA, USA

Correspondence

Dr. Davies Adeloye, Centre for Global Health, Usher Institute, University of Edinburgh, Edinburgh, UK.
Email: Davies.Adeloye@ed.ac.uk

Funding information

None.

Abstract

Improved understanding of the current burden of hypertension, including awareness, treatment, and control, is needed to guide relevant preventative measures in Nigeria. A systematic search of studies on the epidemiology of hypertension in Nigeria, published on or after January 1990, was conducted. The authors employed random-effects meta-analysis on extracted crude hypertension prevalence, and awareness, treatment, and control rates. Using a meta-regression model, overall hypertension cases in Nigeria in 1995 and 2020 were estimated. Fifty-three studies ($n = 78\,949$) met our selection criteria. Estimated crude prevalence of pre-hypertension (120-139/80-89 mmHg) in Nigeria was 30.9% (95% confidence interval [CI]: 22.0%-39.7%), and the crude prevalence of hypertension ($\geq 140/90$ mmHg) was 30.6% (95% CI: 27.3%-34.0%). When adjusted for age, study period, and sample, absolute cases of hypertension increased by 540% among individuals aged ≥ 20 years from approximately 4.3 million individuals in 1995 (age-adjusted prevalence 8.6%, 95% CI: 6.5-10.7) to 27.5 million individuals with hypertension in 2020 (age-adjusted prevalence 32.5%, 95% CI: 29.8-35.3). The age-adjusted prevalence was only significantly higher among men in 1995, with the gap between both sexes considerably narrowed in 2020. Only 29.0% of cases (95% CI: 19.7-38.3) were aware of their hypertension, 12.0% (95% CI: 2.7-21.2) were on treatment, and 2.8% (95% CI: 0.1-5.7) had at-goal blood pressure in 2020. Our study suggests that hypertension prevalence has substantially increased in Nigeria over the last two decades. Although more persons are aware of their hypertension status, clinical treatment and control rates, however, remain low. These estimates are relevant for clinical care, population, and policy response in Nigeria and across Africa.

This is an open access article under the terms of the Creative Commons Attribution-NonCommercial License, which permits use, distribution and reproduction in any medium, provided the original work is properly cited and is not used for commercial purposes.

© 2021 The Authors. *The Journal of Clinical Hypertension* published by Wiley Periodicals LLC.

1 | INTRODUCTION

Hypertension (HTN) is a leading risk factor for cardiovascular disease (CVD) worldwide.^{1,2} Low- and middle-income countries (LMICs), including Nigeria, appear to be worst hit, with relatively higher number of cases and limited awareness, treatment, and control rates, against the trend observed in developed countries.^{3,4}

In Nigeria, HTN is the most frequently diagnosed CVD risk equivalent, with HTN-related complications accounting for approximately a quarter of emergency admissions in urban hospitals.^{5,6} The Nigerian population's mean blood pressure is higher than that of populations in Europe and the United States.⁷ In prior work,⁸ we reported that one in four adult Nigerians is hypertensive and that HTN unawareness is a likely contributor to deaths from CVD in the country.^{8,9}

Though numerous prior studies have provided estimates on the prevalence of HTN in Nigeria,^{7,9-11} few studies have examined HTN trends over time. These data may be particularly informative in light of the substantial and more recent demographic shifts occurring in the Nigerian population.³

The goal of this systematic review was to estimate both the prevalence of pre-HTN and HTN in Nigeria, and the level of awareness, treatment, and control of HTN. Further, we sought to examine for evidence of geographic, urban/rural, and sex-based differences in these estimates. These data are required to understand the likely trajectory of HTN in the country (useful for regional and global comparisons) and guide relevant country-wide strategies to address the burden of HTN-related disease.

2 | METHODS

2.1 | Search strategy

We conducted a systematic search of four databases—MEDLINE, EMBASE, Global Health, and Africa Journals Online (AJOL)—for studies on the prevalence of HTN in Nigeria. We also searched for studies on cardio-metabolic risk as we identified from an initial scoping exercise that a high proportion of such studies report on the prevalence of HTN (search terms are shown in Table 1). Unpublished (gray) documents were mainly sourced from Google Scholar and Google searches. Titles and abstracts of studies were reviewed, and full texts of relevant studies were accessed for further screening. The reference lists of accessed full texts were hand-searched for additional studies. Authors of selected papers were contacted for any missing information.

2.2 | Selection criteria

Studies were selected if they were (i) original population (or community)-based studies reporting on the prevalence of HTN in Nigeria, (ii) published on or after January 1, 1990, (iii) conducted among individuals aged at least 15 years, and (iv) providing estimates

on the prevalence, awareness, control, or treatment of HTN in Nigeria. We excluded hospital-based reports, studies on Nigerians in diaspora, reviews, viewpoints, and commentaries.

2.3 | Case definitions

The main outcome measures in this study were (i) prevalence of pre-HTN, (ii) prevalence of HTN, (iii) awareness of HTN (expressed as percent of HTN cases aware of their status), (iv) treatment of HTN (expressed as percent of HTN cases on antihypertensive medication), and (v) control of HTN (expressed as percent of HTN cases with blood pressure controlled). The American College of Cardiology (ACC) and American Heart Association (AHA) recently published an updated report on the prevention, detection, evaluation, and management of HTN in adults.¹² In this report, stage 1 HTN was defined as a systolic blood pressure (SBP) of 130-139 mmHg or a diastolic blood pressure (DBP) of 80-89 mmHg, and stage 2 as SBP of 140 mmHg or more or a DBP of 90 mmHg or more. However, as this classification has not been employed by several epidemiologic studies in Nigeria, we maintained the definition of HTN by the Joint National Committee on prevention, detection, evaluation, and treatment of high blood pressure.^{13,14} Therefore, we defined HTN as SBP of 140 mmHg or more, a DBP of 90 mmHg or more, taking antihypertensive medication, or having been diagnosed as hypertensive by a physician (corresponding to stage 2 HTN in the 2017 ACC/AHA classification). When available, we also extracted the prevalence of pre-HTN (defined as SBP of 120-139 mmHg or a DBP of 80-89 mmHg). For the awareness of HTN, we defined this as self-reported prior diagnosis of HTN by a doctor or a certified health worker, excluding women who were diagnosed with HTN during pregnancy.¹⁵ We defined treatment of

TABLE 1 Search terms on hypertension in Nigeria

No.	Searches
1	africa/ or africa, sub-sahara/ or africa, western/ or nigeria/
2	exp vital statistics/
3	(incidence* or prevalence* or morbidity or mortality).tw.
4	(disease adj3 burden).tw.
5	exp "cost of illness"/
6	case fatality rate.tw
7	hospital admissions.tw
8	Disability adjusted life years.mp.
9	(initial adj2 burden).tw.
10	exp risk factors/
11	2 or 3 or 4 or 5 or 6 or 7 or 8 or 9 or 10
12	exp hypertension/ or high blood pressure/ or hypertensive heart disease/ or cardiovascular risks/ or cardio-metabolic risks
13	1 and 11 and 12
14	Limit 13 to "1990-current"

HTN as self-reported medication use to lower blood pressure at the time of interview.¹⁵ Control of HTN was defined as SBP below 140 mmHg and DBP below 90 mmHg while currently on antihypertensive medication.¹⁵

2.4 | Data extraction

Literature searches and assessment of eligible studies were conducted independently by three reviewers (DA, EOO, and AA), according to the selection criteria to ensure consistency in final selection of studies. Disagreements in study selection were resolved by consensus. Data on the study site, period, design, setting (urban or rural), sample size, and mean age of the population were extracted. These were matched with corresponding data on the number of HTN cases and prevalence of HTN in each study.

2.5 | Quality assessment

We adapted a previously used quality assessment criteria for studies on chronic diseases¹⁶ to provide insights on the quality of selected studies. We screened for explicit description of methods, protocols, case ascertainment, and sampling and representativeness of reported estimates within the larger geopolitical zone. We graded studies as *high* (4-5), *moderate* (2-3), or *low quality* (0-1) (see Supplemental Material for details of quality grading).

2.6 | Data analysis

We conducted a random-effects meta-analysis, using the DerSimonian and Laird Method,¹⁷ on the individual study estimates to generate national and subnational pooled crude estimates of the respective study outcomes in Nigeria. Standard errors were determined from the reported crude estimates and population denominators, assuming a binomial (or Poisson) distribution. We assessed heterogeneity between studies using I-squared (I^2) statistics. Subgroup analysis was conducted to detect causes of heterogeneity. We investigated publication bias using the Funnel plot and Egger's test. As described in previous studies,^{8,16} we constructed a meta-regression epidemiologic model accounting for study sample, year, and mean age to determine age-adjusted prevalence distribution of HTN by age of the Nigerian population. Model expressed as:

$$Prev_{HTN(\%)_i} = \alpha + \beta_1 * Mean\ age + \beta_2 * Study\ year + u_i$$

where $Prev_{HTN(\%)}$ is the prevalence of hypertension in percentage, α is the constant, β_1 and β_2 are regression coefficients for mean age and study year, and u_i represents study-level variance.

From this model and the age-adjusted prevalence rates, we estimated the absolute number of adult individuals with HTN in

Nigeria at midpoints of the United Nation (UN) population 5-year age groups for Nigeria for the years 1995 and 2020.¹⁸ All statistical analyses were conducted on STATA (Stata Corp V.14, Texas, USA). The study was conducted in line with the PRISMA (Preferred Reporting Items for Systematic Reviews and Meta-Analyses) guidelines.¹⁹ The complete dataset employed in this review is available in the Supplemental Material. Further details on searches, data extraction, and analysis are available on reasonable request from corresponding author.

3 | RESULTS

3.1 | Search results

Our searches returned 4154 studies—4132 from the four databases (MEDLINE, 1691; EMBASE, 2123; Global Health, 246; and AJOL, 72), and an additional 22 studies identified from Google Scholar, Google searches, and reference lists of relevant studies. After duplicates were removed, 1897 titles were screened for relevance (ie, for evidence of a population-based study on HTN in Nigeria). On applying the selection criteria, 1709 studies were excluded. We assessed 188 full texts, which were screened explicitly using the selection and quality criteria. Fifty-three studies were finally selected for both qualitative and quantitative syntheses (Figure 1).

3.2 | Study characteristics

The 53 studies were selected across the six geopolitical zones of Nigeria and covering a total population of 78 949 individuals (Table 2). The South-west and South-east were represented by 15 studies each, followed by the South-south with 14 studies. North-central had three studies, North-west, three; and North-east, two. One study was conducted across multiple sites in the country. Twenty-one studies each were conducted in urban and rural settings, with 13 in mixed urban-rural settings. We rated 32 studies as high quality, and the remaining 21 rated as moderate quality. Study periods ranged from 1995 to 2017, with most studies (90%) were conducted within a one-year period. Sample mean age ranged from 23.0 to 71.1 years. Heterogeneity was high across studies, with I-squared (I^2) estimated at 99.1% ($P < .001$). The Funnel plot suggests no publication bias, with the Egger's test ($P = .309$) further confirming no small study effects (Supplemental Material).

3.3 | Prevalence of pre-HTN in Nigeria

The prevalence of pre-HTN (SBP 120-139 mmHg or DBP 80-89 mmHg) reported in studies ranged from 17.2% estimated from two cities in the South-south in 2012,²⁰ to 42.5% recorded in Anambra State, South-east Nigeria, in 2016.²¹ The estimated pooled

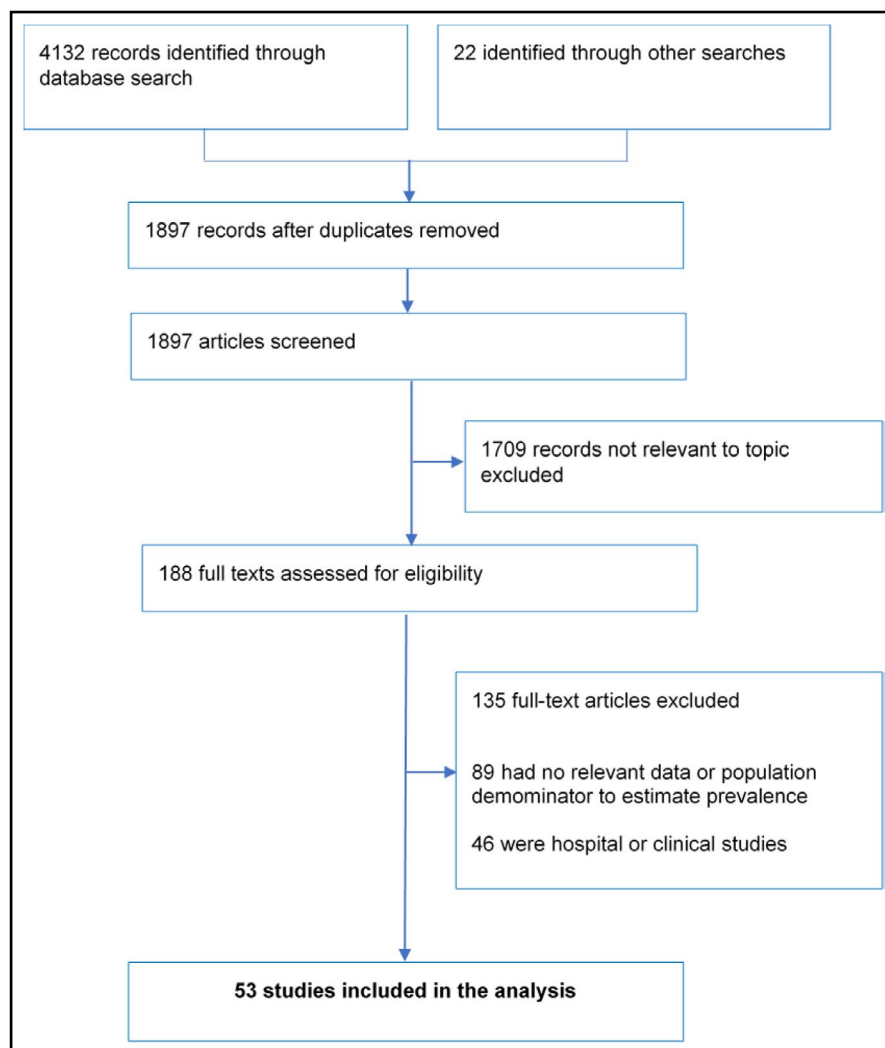


FIGURE 1 Flowchart of selection of studies

crude prevalence of pre-HTN in Nigeria was 30.9% (95% CI: 22.0–39.7) (Figure 2). No sex-specific estimates were reported.

3.4 | Crude prevalence of HTN in Nigeria

From individual study estimates, the highest prevalence of HTN (SBP ≥ 140 mmHg or DBP ≥ 90 mmHg) was recorded in an urban community in Kaduna State, North-west Nigeria, at 55.9% in 2018,²² with the lowest prevalence estimated in Ibadan Oyo State, South-west Nigeria, at 9.3% in 1999.²³ When pooled crude prevalence of HTN across the geopolitical zones was considered, pooled estimates in the four zones were relatively similar and above 30%. The highest prevalence was in the South-east at 33.3% (95% CI: 27.3–39.4), closely followed by the North-central with a prevalence of 32.2% (95% CI: 13.5–34.0); while the North-west had 31.9% (95% CI: 14.9–48.9), and the South-west had 30.2% (95% CI: 23.6–36.8) (Figure 3). The North-east and the South-south had a pooled HTN prevalence of 24.7% (95% CI: 22.4–27.1) and 27.6% (95% CI: 21.4–33.9), respectively. The overall pooled crude prevalence of HTN in Nigeria was 30.6% (95%

CI: 27.3–34.0) (Figure 3). Although no significant difference, the prevalence was slightly higher among women (30.4%, 95% CI: 25.2–35.6) than among men (29.5%, 95% CI: 25.4–33.6) (Table 3 and Supplemental Material). Across both sexes, the pooled prevalence was consistently higher among urban dwellers (33.5%, 95% CI: 25.1–42.0) than among rural dwellers (25.5%, 95% CI: 21.1–29.9) (Table 3).

3.5 | Pooled mean SBP and DBP in Nigeria

The pooled mean population SBP in Nigeria was 130.9 mmHg (128.4–133.4) and the pooled mean DBP was 81 mmHg (79.5–82.8) (Table 3 and Supplemental Material).

3.6 | Awareness, treatment, and control of HTN in Nigeria

The pooled HTN awareness rate (expressed as a percentage of all HTN cases) was 29.0% (95% CI: 19.7–38.3), while 12.0% (95% CI:

TABLE 2 Characteristics of studies on prevalence of hypertension in Nigeria

Author	Study period	Location	Geopolitical zone	Study design	Study setting	HTN prevalence %
Abegunde and Owoaje ⁴⁷	2011	Oyo State	South-west	Descriptive cross-sectional study	Mixed	34.8
Adedoyin et al ⁴⁸	2008	Ile-Ife, Osun State	South-west	Descriptive cross-sectional study	Semi-urban	36.6
Adedoyin et al ⁴⁹	2012	Maiduguri, Borno State	North-east	Population-based cross-sectional study	Semi-urban	25.2
Ahaneku et al ⁵⁰	2011	Enugu, Enugu State	South-east	Population-based cross-sectional study	Rural	44.5
Alikor et al ⁵¹	2013	Port-Harcourt, River State	South-south	Descriptive cross-sectional study	Rural	20.2
Amira et al ⁵²	2010	Lagos State	South-west	Descriptive cross-sectional study	Urban	33.0
Amole et al ⁵³	2008	Ogbomoso, Oyo State	South-west	Descriptive cross-sectional study	Mixed	50.5
Asekun-Olarinmoye et al ⁵⁴	2011	Osogbo, Osun State	South-west	Population-based cross-sectional study	Rural	13.2
Cooper et al ⁵⁵	1995	Ibadan, Oyo State	South-west	Descriptive cross-sectional study	Mixed	14.5
Ejimi et al ⁵⁶	2006	Enugu, Enugu State	South-east	Population-based cross-sectional study	Rural	46.4
Ekanem et al ⁵⁷	2012	Abak, Akwa Ibom State	South-south	Descriptive cross-sectional study	Semi-urban	47.0
Ekwurife et al ⁵⁸	2009	Nsukka, Enugu State	South-east	Population-based cross-sectional study	Mixed	21.1
Erhun et al ⁵⁹	2003	Ile-Ife, Osun State	South-west	Descriptive cross-sectional study	Semi-urban	21.0
Hendriks et al ⁶⁰	2011	Ilorin, Kwara State	North-central	Population-based cross-sectional study	Rural	21.0
Isezuo et al ⁶¹	2010	Sokoto, Sokoto State	North-west	Population-based cross-sectional study	Mixed	24.8
Kadiri et al ⁶²	1998	Ibadan, Oyo State	South-west	Descriptive cross-sectional study	Urban	9.3
Mbah et al ⁶²	2012	Nsukka, Enugu State	South-east	Population-based cross-sectional study	Semi-urban	32.5
Odugbemi et al ⁶³	2010	Tejuosho, Lagos	South-west	Descriptive cross-sectional study	Urban	34.8
Ogah et al ⁶⁴	2012	Umuhia, Abia State	South-east	Population-based cross-sectional study	Mixed	31.4
Oghagbon et al ⁶⁵	2007	Ilorin, Kwara State	North-central	Population-based cross-sectional study	Urban	27.1
Oladapo et al ⁶⁶	2005	Egbeda, Oyo State	South-west	Descriptive cross-sectional study	Rural	20.8
Omorogiuwa et al ⁶⁷	2008	Ekpoma, Edo State	South-south	Descriptive cross-sectional study	Urban	33.0
Omuemu et al ⁶⁸	2004	Edo State	South-south	Population-based cross-sectional study	Rural	20.2
Suleiman et al ⁶⁹	2011	Amassoma, Bayelsa State	South-south	Descriptive cross-sectional study	Semi-urban	15.0
Uiasi et al ⁷⁰	2008	Enugu State	South-east	Population-based cross-sectional study	Mixed	32.8
Uiasi et al ⁷¹	2010	Enugu State	South-east	Population-based cross-sectional study	Mixed	42.2
Agaba et al ⁷²	2014	Jos, Plateau State	North-central	Descriptive cross-sectional study	Urban	48.5
Akinbodewa et al ⁷³	2014	Akure & Ondo, Ondo State	South-west	Descriptive cross-sectional study	Mixed	43.4
Emerole et al ⁷⁴	2007	Owerri, Imo State	South-east	Descriptive cross-sectional study	Urban	29.1
Ibekwe ⁷⁵	2012	Oghara, Delta State	South-south	Descriptive cross-sectional study	Rural	21.0
Ige et al ⁷⁶	2013	Ibadan, Oyo State	South-west	Descriptive cross-sectional study	Urban	21.5
Okaka and Eiya ⁷⁷	2013	Ovia, Edo state	South-south	Population-based cross-sectional study	Rural	19.3

(Continues)

TABLE 2 (Continued)

Author	Study period	Location	Geopolitical zone	Study design	Study setting	HTN prevalence %
Oyeyemi and Adeyemi ⁷⁸	2013	Maiduguri, Borno State	North-east	Population-based cross-sectional study	Semi-urban	23.1
Oguma et al ⁷⁹	2015	Kwale, Delta State	South-south	Population-based cross-sectional study	Mixed	35.5
Ezejimofor et al ⁸⁰	2014	Niger Delta, Rivers State	South-south	Community-based cross-sectional study	Rural	51.1
Adebayo et al ⁸¹	2013	Ife North, Osun State	South-west	Population-based cross-sectional study	Rural	26.4
Andy et al ²⁰	2012	Cross River & Akwa Ibom States	South-south	Population-based cross-sectional study	Rural	23.6
Akpan et al ⁸²	2015	Akwa Ibom State	South-south	Population-based cross-sectional study	Urban	28.6
Egbi et al ⁸³	2013	Yenagoa, Bayelsa State	South-south	Population-based cross-sectional study	Rural	21.3
Bello-Ovosi et al ²²	2017	Kawo, Kaduna State	North-west	Population-based cross-sectional study	Urban	55.9
Chukwuonye et al ⁸⁴	2013	Abia State	South-east	Population-based house-to-house survey	Mixed	40.2
Ekpe et al ⁸⁵	2015	Adim, Cross River State	South-south	Population-based cross-sectional study	Rural	19.9
Ezeala-Adikaibe et al ⁸⁶	2016	Enugu State	South-east	Population-based cross-sectional study	Urban	52.5
Ezekwesili et al ²¹	2016	Anambra State	South-east	Population-based cross-sectional study	Mixed	22.8
Iloh et al ⁸⁷	2009	Imo State	South-east	Descriptive cross-sectional study	Rural	16.3
Iloh et al ⁸⁸	2008	Imo State	South-east	Descriptive cross-sectional study	Rural	18.4
Murthy et al ³²	2013	National	National	Population-based cross-sectional study	Mixed	44.9
Ofuya ⁸⁹	2007	Niger Delta, Rivers State	South-south	Population-based cross-sectional study	Rural	13.8
Okafor et al ⁹⁰	2014	Enugu, Enugu State	South-east	Population-based cross-sectional study	Urban	47.7
Olamoyegun et al ⁹¹	2016	Ekiti State	South-west	Population-based cross-sectional study	Semi-urban	55.5
Shittu et al ⁹²	2016	Oke-Ogun, Oyo State	South-west	Population-based cross-sectional study	Semi-urban	38.5
Ugwuaja et al ⁹³	2015	Igbeagu, Ebonyi State	South-east	Population-based cross-sectional study	Rural	23.2
Wahab et al ⁹⁴	2006	Katsina, Katsina State	North-west	Population-based cross-sectional study	Urban	16.0

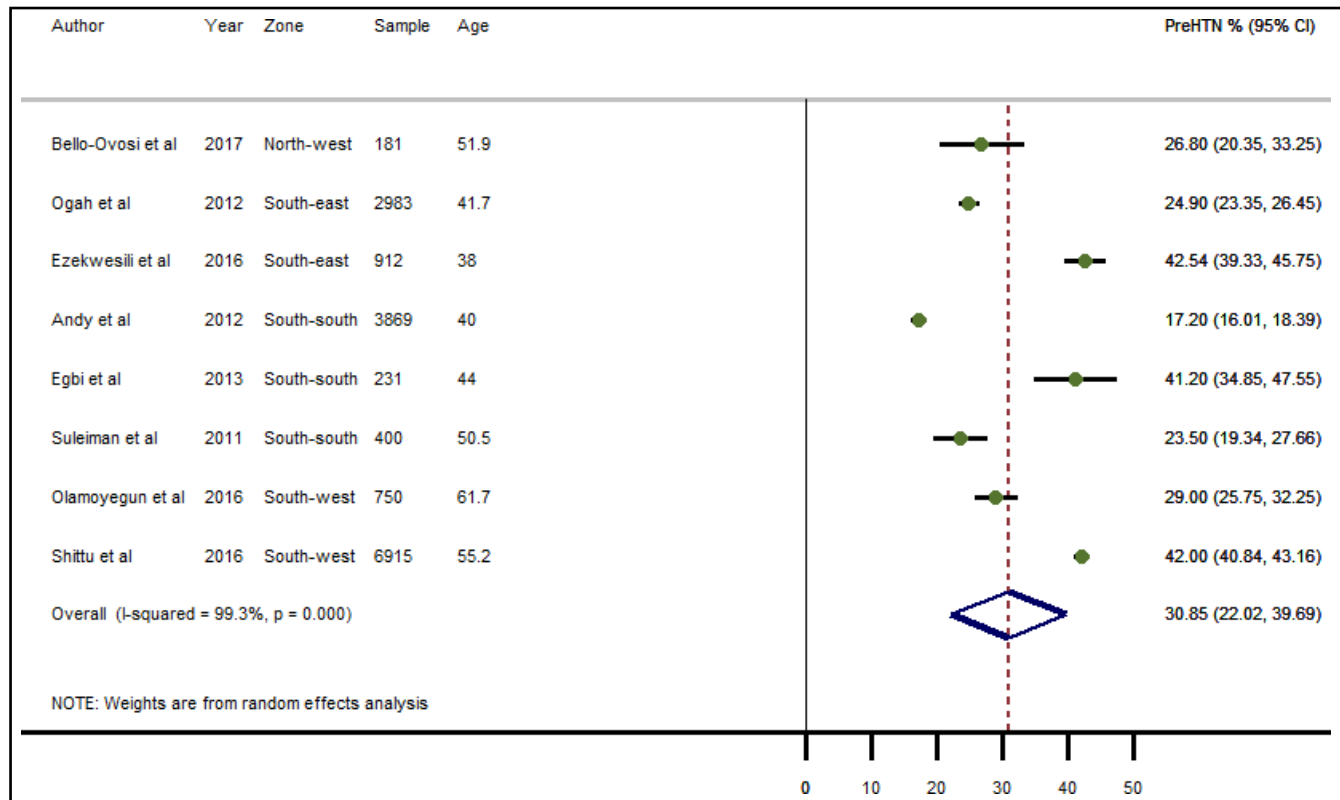


FIGURE 2 Crude prevalence of pre-hypertension in Nigeria

2.7-21.2) were on antihypertensive medications, and 2.8% (95% CI: 0.1-5.7) of these had at-goal blood pressure (Figure 4).

1995, with the gap in prevalence between both sexes considerably narrowed in 2020.

3.7 | Estimated number of individuals with HTN in Nigeria

The meta-regression epidemiologic modeling showed that age and study period were statistically significant determinants of HTN prevalence in Nigeria, $P < .001$ (Supplemental Material). The prevalence of HTN increased significantly with advancing age and year of study. For example, in 1995, the prevalence of HTN at ages 20-24 and 50-59 years was 1.0% and 15.6%, respectively, and by 2020, the prevalence rates at these age brackets had increased to 23.5% and 40.0%, respectively (Table 4). Using the United Nations demographic projections for Nigeria, we estimated that approximately 4.3 million individuals over the age of 19 had HTN in Nigeria in 1995 (age-adjusted prevalence of 8.6%, 95% CI: 6.5-10.7). This figure increased by 540% to 27.5 million individuals over the age of 19 with HTN in 2020 (age-adjusted prevalence of 32.5%, 95% CI: 29.8-35.3) (Table 4). When the sexes were considered, cases increased significantly from 3 million (12.0%, 95% CI: 9.3-14.8) to 14.2 million (33.5%, 95% CI: 29.3-37.7) among men, and 1.3 million (5.2%, 95% CI: 2.5-7.9) to 13.2 million (31.5%, 95% CI: 27.0-35.9) among women between 1995 and 2020, respectively. The age-adjusted prevalence was only significantly higher in men in

4 | DISCUSSION

In this systematic review of 53 studies on the prevalence of HTN in Nigeria, we found strong evidence that HTN has become far more common among Nigerian adults in recent years and that awareness of the condition remains alarmingly low. We also provide the first country-specific estimates of pre-HTN for Nigeria, and present strong evidence of geographic heterogeneity in this condition. These results have strong implications for future preventative and educational campaigns.

Our results suggest that between 1995 and 2020, HTN cases in Nigeria increased by over 540% from four million individuals to 28 million individuals. We estimated that the age-adjusted HTN prevalence in 2020 was 32.5%, a substantially higher number than the 28.0% prevalence we estimated in 2010 in a prior study.⁸ Likely contributors to this high and steady increase in HTN include population aging, increased urbanization, unhealthy lifestyles, and the absence of effective nation-wide preventative measures. Our results lend credence to concerns that HTN and related complications may soon represent the most significant public health and economic threat in many African countries, overshadowing epidemics such as malaria and other infectious diseases.^{7,24,25}

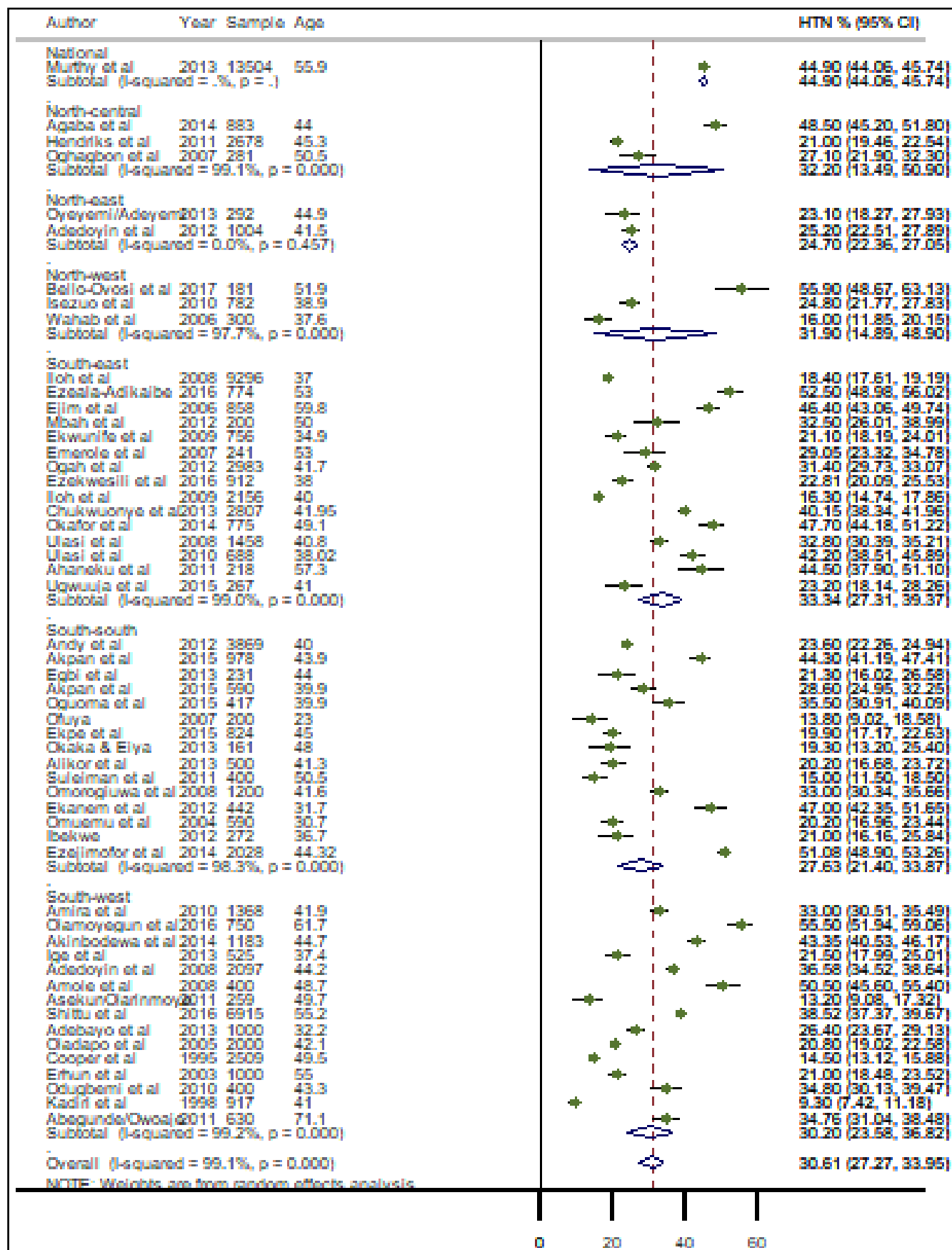


FIGURE 3 Crude prevalence of hypertension in Nigeria

TABLE 3 Pooled crude estimates of prevalence of hypertension in Nigeria

Region	Both sexes		Men		Women	
	Prevalence % (95% CI)	I ² , P-value	Prevalence % (95% CI)	I ² , P-value	Prevalence % (95% CI)	I ² , P-value
Nation-wide						
Hypertension	30.6 (27.3-34.0)	99.1, <.001	29.5 (25.4-33.6)	98.2, <.001	30.4 (25.2-35.6)	99.2, <.001
Pre-hypertension	30.9 (22.0-39.6)	99.3, <.001	-	-	-	-
Awareness ^a	29.0 (19.7-38.3)	98.9, <.001	-	-	-	-
Treatment ^a	12.0 (2.7-21.2)	97.9, <.001	-	-	-	-
Control ^a	2.8 (0.0-5.7)	83.1, .015	-	-	-	-
SBP (mmHg)	130.9 (128.4-133.4)	90.7, <.001	-	-	-	-
DBP (mmHg)	81.1 (79.5-82.8)	95.0, <.001	-	-	-	-
Geopolitical zone						
North-central	32.2 (13.5-34.0)	99.1, <.001	35.9 (21.6-50.2)	93.3, <.001	24.8 (21.3-28.4)	97.1, <.001
North-east	24.7 (22.4-27.1)	0.0, .457	23.3 (19.5-27.1)	28.7, .236	24.8 (21.3-28.4)	0.0, .867
North-west	31.9 (14.9-48.9)	97.7, <.001	20.1 (7.2-33.1)	90.9, <.001	34.0 (13.9-54.1)	97.2, <.001
South-east	33.3 (27.3-39.4)	99.0, <.001	40.8 (33.7-48.0)	95.1, <.001	35.8 (29.0-42.6)	96.1, <.001
South-south	27.6 (21.4-33.9)	98.3, <.001	24.4 (18.9-29.8)	92.2, <.001	20.9 (15.6-26.3)	94.6, <.001
South-west	30.2 (23.6-36.8)	99.2, <.001	27.3 (17.3-37.2)	98.0, <.001	30.9 (20.0-41.8)	99.4, <.001
Settings						
Urban	33.6 (25.1-42.0)	98.8, <.001	27.2 (17.3-37.2)	97.9, <.001	34.5 (23.2-45.8)	98.3, <.001
Rural	25.5 (21.1-29.9)	98.6, <.001	26.4 (20.6-32.2)	94.5, <.001	22.9 (17.8-28.1)	95.5, <.001
Mixed	33.7 (26.7-40.7)	99.3, <.001	35.8 (27.8-43.7)	98.6, <.001	34.1 (25.0-43.1)	99.1, <.001

^aAwareness, treatment, and control rates expressed as percent of HTN cases.

Given our pooled mean SBP and DBP estimates of 131 mmHg and 81 mmHg, respectively, our study findings may indicate that many Nigerians are also in the pre-hypertensive stage. Though pre-HTN does not connote inevitable progression to HTN, studies had long shown that the presence of pre-HTN increases the risk for HTN, cardiovascular complications, and target organ damage by 30% in the absence of lifestyle modifications or treatment.²⁶⁻²⁸ We estimated that nearly one in three Nigerians is pre-hypertensive. Our estimate is in the range of pre-HTN prevalence estimates from Ghana (30.7%) and South Africa (29.4%), but higher than the pooled estimate in four sub-Saharan African countries that included Nigeria (21.0%).^{29,30} In contrast, Chow et al³¹ estimated that pre-HTN prevalence was 36.8% from a multicountry study, although this does not include Nigeria. Comparison between prior studies and ours may be challenging due to the differences in the methodology between studies. However, several studies²⁹⁻³¹ including the current have pointed to a high prevalence of pre-HTN and HTN in Nigeria and neighboring countries, calling for more awareness and education.

We found evidence of substantial regional variation in the prevalence of HTN in Nigeria, which ranged from 25% to 33% across the geopolitical zones. The highest prevalence was in the South-east and North-central at 33.3% and 32.2%, respectively. Although the regional pattern of distribution may be subject to further studies, Murthy et al³² reported high prevalence of HTN in 2013 among the

Nupe and Igbo communities in the North-central and South-east at 50.5% and 40.4%, respectively. Dietary differences in these regions, particularly in the amount of oil and salt used in food, may be the contributing factor. The significant variations in socio-economic conditions also have important implications on dietary choices, particularly in urban settings characterized by high consumption of processed foods, without population-wide strategies promoting healthy diets.^{33,34} Moreover, varying weather and climatic conditions in Nigeria considerably affect farming and the type of food crops produced, possibly another important factor for the dietary differences. Our findings of a higher prevalence of HTN among urban dwellers and those of advanced age are consistent with findings from numerous previous studies.^{25,35-37}

Our estimates clearly indicate a narrowing prevalence gap between men and women, with a difference of 7% in 1995 and 2% in 2020. In prior work,⁸ we reported a 5% difference between the two sexes (30% men vs 25% women) in 2010. Although the current crude prevalence difference in both sexes was not statistically significant, this was slightly higher among women (30.4%) compared with men (29.5%). These findings are consistent with those from a 2013 study of 13 504 Nigerians, in which the prevalence of HTN was higher among women (46.8%) than among men (42.6%). The rising prevalence of HTN among women could be linked to increasing obesity, decreasing physical inactivity and unhealthy diets.³⁸⁻⁴¹ Moreover, women appear to suffer worse

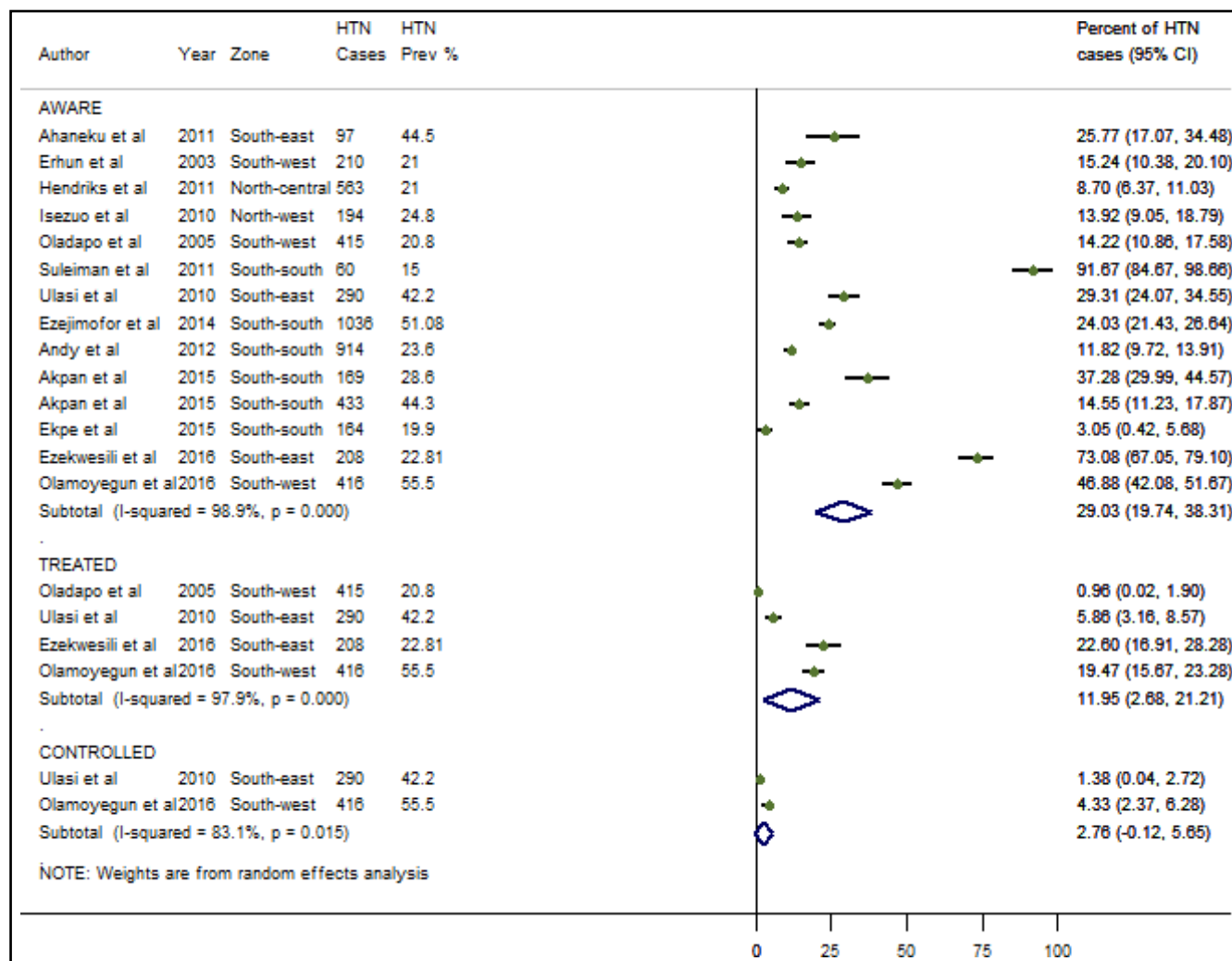


FIGURE 4 Awareness, treatment, and control of hypertension in Nigeria

mental, psychological, and emotional consequences from increasing security challenges in Nigeria, with repeated anxiety and panic attacks likely having adverse effects on the overall cardiovascular health of many. In addition, it is worth noting that women are more likely to participate in community medical outreach efforts, possibly leading to selection bias and relatively higher prevalence reported for females.^{8,9}

Compared with our previous pooled awareness rate (17.4%),⁸ HTN status awareness (expressed as a percentage of HTN cases in the country) increased to 29%. This rate is higher than recorded in some African countries (Gabon, Uganda, and Kenya), which ranged from 9% to 12%.^{7,42} Despite the improvement in awareness of HTN in the country, the treatment and control rates of HTN (also expressed as percentage of HTN cases) were relatively low at 12% and 3%, respectively. These rates are very low compared with treatment and control rates in other African countries such as Zimbabwe and South Africa, which are above 30%.^{40,41,43} Addressing the relatively low awareness, treatment, and control rates of HTN in Nigeria is key to reducing cardiovascular health burden. However, an important consideration are the challenges relating to acquiring and adhering

to antihypertensive medications.^{9,44} Although cardiology training program for medical doctors has relatively improved over the years, and there are ongoing studies and trials on medications, several doctors particularly in primary and secondary health facilities lack the requisite knowledge of the standard management for hypertension. Prescriptions are often too complex, and there is a lack of follow-up of cases, resulting in both poor adherence and suboptimal control of HTN.^{33,45}

Targeted community-wide programs, commonly organized by non-governmental organizations and research groups, are an important avenue for blood pressure screening in Nigeria.^{7,9-11} The government, ministry of health and other stakeholders can collaborate with these organizations and groups in observing the annual May Measurement Month (MMM) across primary care levels in the country to raise awareness and facilitate blood pressure screening in catchment communities. According to Beaney et al,⁴⁶ the MMM is an inexpensive intervention that can be employed to address a shortfall in screening of blood pressures across world regions, with over 35 000 (28%) newly diagnosed cases reported in sub-Saharan Africa alone in 2017. In addition to initiatives and

TABLE 4 Absolute number of hypertensive individuals in Nigeria (age ≥ 20 years), during 1995 and 2020

Age (years)	Both sexes				Men				Women			
	1995		2020		1995		2020		1995		2020	
	Prevalence % (SE)	Cases (000)	Prevalence % (SE)	Cases (000)	Prevalence % (SE)	Cases (000)	Prevalence % (SE)	Cases (000)	Prevalence % (SE)	Cases (000)	Prevalence % (SE)	Cases (000)
20-24	1.0 (0.09)	95.6	23.5 (0.34)	3752.2	1.3 (0.16)	66.1	29.6 (0.51)	2409.6	0.6 (0.11)	29.4	17.1 (0.43)	1342.6
25-29	1.8 (0.15)	139.0	26.2 (0.37)	3686.8	2.6 (0.25)	102.1	30.9 (0.55)	2207.9	1.0 (0.16)	36.9	21.4 (0.49)	1479.0
30-34	4.5 (0.26)	299.0	29.0 (0.41)	3509.6	7.8 (0.47)	258.8	32.2 (0.60)	1981.5	1.2 (0.19)	40.2	25.7 (0.57)	1528.1
35-39	7.3 (0.35)	404.0	31.8 (0.47)	3170.5	12.9 (0.64)	355.7	33.5 (0.66)	1704.6	1.7 (0.25)	48.2	30.0 (0.66)	1465.8
40-44	10.1 (0.44)	463.9	34.5 (0.54)	2681.4	15.8 (0.76)	359.1	34.7 (0.75)	1383.7	4.5 (0.43)	104.9	34.3 (0.77)	1297.7
45-49	12.8 (0.54)	499.3	37.3 (0.62)	2240.1	18.6 (0.88)	361.6	36.0 (0.89)	1094.6	7.1 (0.58)	137.7	38.6 (0.89)	1145.5
50-54	15.6 (0.63)	519.0	40.0 (0.69)	1999.6	21.5 (1.01)	354.7	37.1 (1.01)	914.3	9.8 (0.73)	164.2	42.9 (0.98)	1085.2
55-59	18.3 (0.75)	493.6	42.8 (0.77)	1774.6	24.3 (1.18)	319.5	38.1 (1.18)	760.2	12.6 (0.89)	174.0	47.2 (1.07)	1014.4
60-64	21.1 (0.89)	441.2	45.6 (0.86)	1515.3	27.2 (1.40)	273.4	38.9 (1.40)	611.8	15.5 (1.09)	167.8	51.5 (1.19)	903.5
65-69	23.9 (1.08)	368.5	48.3 (0.99)	1234.3	30.0 (1.69)	219.8	40.1 (1.69)	486.2	18.3 (1.36)	148.8	55.8 (1.36)	748.1
70-74	26.6 (1.37)	274.7	51.1 (1.17)	930.5	32.9 (2.15)	157.4	41.0 (2.14)	351.2	21.2 (1.74)	117.3	60.1 (1.58)	579.3
75-79	29.4 (1.89)	170.9	53.8 (1.52)	580.2	35.7 (2.97)	93.2	41.4 (2.97)	203.9	24.2 (2.39)	77.7	64.4 (1.98)	376.4
80+	32.4 (2.49)	114.5	56.9 (1.84)	410.5	38.9 (4.04)	56.6	40.7 (4.04)	126.4	27.9 (3.11)	58.0	69.1 (2.3)	284.1
All (20+)	8.6	4283.2	32.5	27 485.6	12.0	2978.1	33.5	14 235.8	5.2	1305.1	31.5	13 249.8
Lower CI	6.5	3224.6	29.8	25 154.2	9.3	2295.9	29.3	12 449.5	2.5	638.8	27.0	11 369.8
Upper CI	10.7	5341.8	35.3	29 816.9	14.8	3660.4	37.7	16 022.0	7.9	1971.3	35.9	15 129.8

Abbreviations: CI, 95% confidence interval; SE, standard error.

campaigns such as the MMM, primary health workers who are in regular contact with patients can play active roles in promoting screening and regular assessment of blood pressure for early identification of individuals at risk and timely provision of treatments where necessary.

Our study should be considered with respect to its limitations. Heterogeneity across studies was high, reflecting variations in population structures, blood pressure measurement protocols, and overall study designs. Of the 53 studies retained, only eight were conducted in the Northern regions, and data on age- and sex-specific prevalence, and specific geographic settings, were not always provided. It is not so clear why studies are predominantly lower in the North, but this has been observed in previous studies,^{8,16} possibly a reflection of the overall research capacity in the region. These factors resulted in some discrepancies in the crude sex estimates, although this was accounted for in the final model. Moreover, our estimates were based on JNC classifications, as there were no available studies based on the 2017 ACC/AHA guidelines. Moreover, we reported relatively high age-adjusted estimates in the younger age groups in 2020; this should be cautiously interpreted due to sparse overall data for persons under 30 years. Largely, these limitations are balanced by the strengths of our study, including its large sample size, rigorous methodology, and its provision of the first nation-wide estimates of the treatment and control of HTN in Nigeria.

5 | CONCLUSIONS

In summary, the burden of HTN is increasing in Nigeria and our data suggest that many Nigerians are pre-hypertensive. HTN prevalence appears to be increasing at a faster rate among Nigerian women than among men. Further, though the awareness of HTN has improved over time, more than half of hypertensive individuals in Nigeria are untreated and/or have poorly controlled blood pressure. Our results strongly support a need for improved and comprehensive nation-wide population preventive strategies to mitigate the effects of HTN in Nigeria.

ACKNOWLEDGEMENTS

The authors acknowledge the support of the Nigeria Federal Ministry of Health, the World Health Organization Country Office for Nigeria, and Resolve to Save Lives (Vital Strategies), Abuja, Nigeria, in the conduct of this study. Special thanks to Funke Davies-Adeloye for proof-reading the manuscript.

DISCLOSURE

DBO and MOH declare funding from the National Institutes of Health (NIH). All other authors declare no competing interests.

AUTHOR CONTRIBUTIONS

DA conceived and designed the study. DA, EOO, and AA conducted the literature searches and data extraction. DA, EOO, and MOH

wrote the first draft. DA and MOH conducted the analysis. DA, AA, DBO, MTD, TOO, OSO, CO, NE, RGM, EA, MG, WA, AOA, MOH, and other authors contributed to the final draft and checked for important intellectual content. All authors approved the manuscript as submitted.

ORCID

Davies Adeloye  <https://orcid.org/0000-0003-1316-8139>

REFERENCES

1. Danaei G, Finucane MM, Lin JK, et al. National, regional, and global trends in systolic blood pressure since 1980: systematic analysis of health examination surveys and epidemiological studies with 786 country-years and 54 million participants. *Lancet*. 2011;377(9765):568-577.
2. Forouzanfar MH, Liu P, Roth GA, et al. Global burden of hypertension and systolic blood pressure of at least 110 to 115 mmHg, 1990-2015. *JAMA*. 2017;317(2):165-182.
3. World Health Organization. *Global brief on hypertension*. Geneva: World Health Organization; 2013.
4. Akinyi H, Oti S, Olajide A, Agyemang C, Aboderin I, Kyobutungi C. Status report on hypertension in Africa—consultative review for the 6th Session of the African Union Conference of Ministers of Health on NCD's. *Pan Afr Med J*. 2013;16:38-38.
5. Ekere AU, Yellowe BE, Umune S. Mortality patterns in the accident and emergency department of an urban hospital in Nigeria. *Niger J Clin Pract*. 2005;8(1):14-18.
6. Ogunniyi A, Baiyewu O, Gureje O, et al. Morbidity pattern in a sample of elderly Nigerians resident in Idikan community, Ibadan. *West Afr J Med*. 2001;20(4):227-231.
7. van de Vijver S, Akinyi H, Oti S, et al. Status report on hypertension in Africa—Consultative review for the 6th Session of the African Union Conference of Ministers of Health on NCD's. *Pan Afr Med J*. 2014;16(1):38.
8. Adeloye D, Basquill C, Aderemi AV, Thompson JY, Obi FA. An estimate of the prevalence of hypertension in Nigeria: a systematic review and meta-analysis. *J Hypertens*. 2015;33(2):230-242.
9. Ogah OS, Okpechi I, Chukwuonye II, et al. Blood pressure, prevalence of hypertension and hypertension related complications in Nigerian Africans: a review. *World J Cardiol*. 2012;4(12):327-340.
10. Akinlua JT, Meakin R, Umar AM, Freemantle N. Current prevalence pattern of hypertension in Nigeria: a systematic review. *PLoS One*. 2015;10(10):e0140021.
11. Ekwunife OI, Aguwa CN. A meta analysis of prevalence rate of hypertension in Nigerian populations. *J Public Health Epidemiol*. 2011;3(13):604-607.
12. Whelton PK, Carey RM, Aronow WS, et al. 2017 ACC/AHA/AAPA/ABC/ACPM/AGS/APhA/ASH/ASPC/NMA/PCNA guideline for the prevention, detection, evaluation, and management of high blood pressure in adults: a report of the American College of Cardiology/American Heart Association Task Force on Clinical Practice Guidelines. *J Am Coll Cardiol*. 2018;71(19):e127-e248.
13. *The Sixth Report of the Joint National Committee on Prevention, Detection, Evaluation, and Treatment of High Blood Pressure (JNC 6)*. Washington, DC: U.S. Department of Health and Human Services; 1997.
14. *The Seventh Report of the Joint National Committee on Prevention, Detection, Evaluation, and Treatment of High Blood Pressure (JNC 7)*. *JAMA*. 2003;289(19):2560-2572.
15. Whitworth JA. World Health Organization (WHO)/International Society of Hypertension (ISH) statement on management of hypertension. *J Hypertens*. 2003;21(11):1983-1992.
16. Adeloye D, Ige JO, Aderemi AV, et al. Estimating the prevalence, hospitalisation and mortality from type 2 diabetes

- mellitus in Nigeria: a systematic review and meta-analysis. *BMJ Open*. 2017;7(5):e015424.
17. DerSimonian R, Laird N. Meta-analysis in clinical trials. *Control Clin Trials*. 1986;7:177-188.
 18. United Nations. 2017 Revision of World Population Prospects. New York: United Nations; 2017. Available from <https://esa.un.org/unpd/wpp/>
 19. Moher D, Liberati A, Tetzlaff J, Altman DG. Preferred reporting items for systematic reviews and meta-analyses: the PRISMA statement. *PLoS Med*. 2009;6(7):e1000097.
 20. Andy JJ, Peters EJ, Ekrikpo UE, Akpan NA, Unadike BC, Ekott JU. Prevalence and correlates of hypertension among the Ibibio/Annangs, Efiks and Obolos: a cross sectional community survey in rural South-South Nigeria. *Ethn Dis*. 2012;22(3):335-339.
 21. Ezekwesili CN, Ononamadu CJ, Onyeukwu OF, Mefoh NC. Epidemiological survey of hypertension in Anambra state, Nigeria. *Niger J Clin Pract*. 2016;19(5):659-667.
 22. Bello-Ovosi BO, Asuke S, Abdulrahman SO, et al. Prevalence and correlates of hypertension and diabetes mellitus in an urban community in North-Western Nigeria. *Pan Afr Med J*. 2018;29:97.
 23. Kadiri S, Walker O, Salako BL, Akinkugbe O. Blood pressure, hypertension and correlates in urbanised workers in Ibadan, Nigeria: a revisit. *J Hum Hypertens*. 1999;13(1):23-27.
 24. Bygbjerg I. Double burden of noncommunicable and infectious diseases in developing countries. *Science*. 2012;337(6101):1499-1501.
 25. Adeloye D, Basquill C. Estimating the prevalence and awareness rates of hypertension in Africa: a systematic analysis. *PLoS One*. 2014;9(8):e104300.
 26. Collier SR, Landram MJ. Treatment of prehypertension: lifestyle and/or medication. *Vasc Health Risk Manag*. 2012;8:613.
 27. Ladapo TA, Fajolu IB, Adeniyi OF, et al. Blood pressure to height ratio as a screening tool for prehypertension and hypertension in adolescents. *Niger J Clin Pract*. 2016;19(3):401-406.
 28. Okpokowuruk FS, Akpan MU, Ikpeme EE. Prevalence of hypertension and prehypertension among children and adolescents in a semi-urban area of Uyo Metropolis, Nigeria. *Pan Afr Med J*. 2017;28:303.
 29. Gebreselassie KZ, Padyab M. Epidemiology of hypertension stages in two countries in sub-Saharan Africa: factors associated with hypertension stages. *Int J Hypertens*. 2015;2015:959256.
 30. Guwatudde D, Nankya-Mutyoba J, Kalyesubula R, et al. The burden of hypertension in sub-Saharan Africa: a four-country cross sectional study. *BMC Public Health*. 2015;15:1211.
 31. Chow CK, Teo KK, Rangarajan S, et al. Prevalence, awareness, treatment, and control of hypertension in rural and urban communities in high-, middle-, and low-income countries. *JAMA*. 2013;310(9):959-968.
 32. Murthy GV, Fox S, Sivasubramaniam S, et al. Prevalence and risk factors for hypertension and association with ethnicity in Nigeria: results from a national survey. *Cardiovasc J Afr*. 2013;24(9-10):344-350.
 33. Bello M. Nigerians wake up to high blood pressure. *Bull World Health Organ*. 2013;91(4):242-243.
 34. Elias SO, Azinge EC, Umoren GA, Jaja SI, Sofola OA. Salt-sensitivity in normotensive and hypertensive Nigerians. *Niger Q J Hosp Med*. 2011;21:85-91.
 35. Addo J, Agyemang C, Smeeth L, de-Graft Aikins A, Edusei AK, Ogedegbe O. A review of population-based studies on hypertension in Ghana. *Ghana Med J*. 2012;46(2 Suppl):4-11.
 36. Twagirumukiza M, De Bacquer D, Kips JG, de Backer G, Stichele RV, Van Bortel LM. Current and projected prevalence of arterial hypertension in sub-Saharan Africa by sex, age and habitat: an estimate from population studies. *J Hypertens*. 2011;29(7):1243-1252.
 37. Anchala R, Kannuri NK, Pant H, et al. Hypertension in India: a systematic review and meta-analysis of prevalence, awareness, and control of hypertension. *J Hypertens*. 2014;32(6):1170-1177.
 38. Commodore-Mensah Y, Samuel LJ, Dennison-Himmelfarb CR, Agyemang C. Hypertension and overweight/obesity in Ghanaians and Nigerians living in West Africa and industrialized countries: a systematic review. *J Hypertens*. 2014;32(3):464-472.
 39. Dalal S, Holmes MD, Laurence C, et al. Feasibility of a large cohort study in sub-Saharan Africa assessed through a four-country study. *Global Health Action*. 2015;8:27422.
 40. Adeniyi OV, Yogeswaran P, Longo-Mbenza B, Ter Goon D. Uncontrolled hypertension and its determinants in patients with concomitant type 2 diabetes mellitus (T2DM) in rural South Africa. *PLoS One*. 2016;11(3):e0150033.
 41. Owolabi EO, Ter Goon D, Adeniyi OV, Seekoe E. Social epidemiology of hypertension in Buffalo City Metropolitan Municipality (BCMM): cross-sectional study of determinants of prevalence, awareness, treatment and control among South African adults. *BMJ Open*. 2017;7(6):e014349.
 42. Assah FK, Ekelund U, Brage S, Mbanya JC, Wareham NJ. Urbanization, physical activity, and metabolic health in sub-Saharan Africa. *Diabetes Care*. 2011;34(2):491-496.
 43. Goverwa T, Masuka N, Tshimanga M, et al. Uncontrolled hypertension among hypertensive patients on treatment in Lupane District, Zimbabwe, 2012. *BMC Res Notes*. 2014;7(1):703.
 44. Dzudie A, Kengne AP, Muna WFT, et al. Prevalence, awareness, treatment and control of hypertension in a self-selected sub-Saharan African urban population: a cross-sectional study. *BMJ Open*. 2012;2(4):e001217.
 45. Dzudie A, Rayner B, Ojji D, et al. Roadmap to achieve 25% hypertension control in Africa by 2025. *Global Heart*. 2018;13(1):45-59.
 46. Beaney T, Schutte AE, Tomaszewski M, et al. May Measurement Month 2017: an analysis of blood pressure screening results worldwide. *Lancet Global Health*. 2018;6(7):e736-e743.
 47. Abegunde KA, Owoaje ET. Health problems and associated risk factors in selected urban and rural elderly population groups of South-West Nigeria. *Ann Afr Med*. 2013;12(2):90-97.
 48. Adedoyin RA, Mbada CE, Balogun MO, et al. Prevalence and pattern of hypertension in a semiurban community in Nigeria. *Eur J Cardiovasc Prev Rehabil*. 2008;15(6):683-687.
 49. Adedoyin RA, Mbada CE, Ismaila SA, Awotidebe OT, Oyeyemi AL, Atiwie RN. Prevalence of cardiovascular risk factors in a low income semi-Urban community in the north-east Nigeria. *TAF Prev Med Bull*. 2012;11(4):463-470.
 50. Ahaneku GI, Osuji CU, Anisiuba BC, Ikeh VO, Oguejiofor OC, Ahaneku JE. Evaluation of blood pressure and indices of obesity in a typical rural community in eastern Nigeria. *Ann Afr Med*. 2011;10(2):120-126.
 51. Alikor CA, Emem-Chioma PC, Odia OJ. Hypertension in a rural community in Rivers State, Niger Delta region of Nigeria: prevalence and risk factors. *Niger Health J*. 2013;13:18-25.
 52. Amira CO, Sokunbi DOB, Sokunbi A. The prevalence of obesity and its relationship with hypertension in an urban community: data from world kidney day screening programme. *Int J Med Biomed Res*. 2012;1(2):104-110.
 53. Amole IO, OlaOlorun AD, Odeigah LO, Adesina SA. The prevalence of abdominal obesity and hypertension amongst adults in Ogbomosho, Nigeria. *Afr J Prim Health Care Fam Med*. 2011;3(1):188.
 54. Asekun-Olarinmoye EO, Akinwusi PO, Adebimpe WO, et al. Prevalence of hypertension in the rural adult population of Osun State, southwestern Nigeria. *Int J General Med*. 2013;6:317-322.
 55. Cooper R, Rotimi C, Ataman S, et al. The prevalence of hypertension in seven populations of west African origin. *Am J Public Health*. 1997;87(2):160-168.
 56. Ejim EC, Okafor CI, Emehel A, et al. Prevalence of cardiovascular risk factors in the middle-aged and elderly population of a Nigerian rural community. *J Trop Med*. 2011;2011:308687.

57. Ekanem US, Opara DC, Akwaowo CD. High blood pressure in a semi-urban community in south-south Nigeria: a community-based study. *Afr Health Sci*. 2013;13(1):56-61.
58. Ekwunife OI, Udeogaranya PO, Nwatu IL. Prevalence, awareness, treatment and control of hypertension in a Nigerian population. *Health*. 2010;2(7):731-735.
59. Erhun WO, Olayiwola G, Agbani EO, Omotoso NS. Prevalence of hypertension in a university community in South West Nigeria. *Afr J Biomed Res*. 2005;8(1):15-19.
60. Hendriks ME, Wit FWNM, Roos MTL, et al. Hypertension in sub-Saharan Africa: cross-sectional surveys in four rural and urban communities. *PLoS One*. 2012;7(3):e32638.
61. Isezuo SA, Sabir AA, Ohwovorilole AE, Fasanmade OA. Prevalence, associated factors and relationship between prehypertension and hypertension: a study of two ethnic African populations in Northern Nigeria. *J Hum Hypertens*. 2011;25(4):224-230.
62. Mbah BO, Eme PE, Ezeji J. Prevalence and risk factors of hypertension among middle-aged adults in Ahiazu Mbaise local government area, Imo State, Nigeria. *Int J Basic Appl Sci*. 2013;13(1):26-30.
63. Odugbemi TO, Onajole AT, Osibogun AO. Prevalence of cardiovascular risk factors amongst traders in an urban market in Lagos, Nigeria. *Niger Postgrad Med J*. 2012;19(1):1-6.
64. Ogah OS, Madukwe OO, Chukwuonye II, et al. Prevalence and determinants of hypertension in Abia State Nigeria: results from the Abia State non-communicable diseases and cardiovascular risk factors survey. *Ethn Dis*. 2013;23(2):161-167.
65. Oghagbon EK, Okesina AB, Biliaminu SA. Prevalence of hypertension and associated variables in paid workers in Ilorin, Nigeria. *Niger J Clin Pract*. 2008;11(4):342-346.
66. Oladapo OO, Salako L, Sodiq O, Shoyinka K, Adedapo K, Falase AO. A prevalence of cardiometabolic risk factors among a rural Yoruba south-western Nigerian population: a population-based survey. *Cardiovasc J Afr*. 2010;21(1):26-31.
67. Omorogiuwa A, Ezenwanne EB, Osifo C, Ozor MO, Ekhaton CN. Comparative study on risk factors for hypertension in a University setting in Southern Nigeria. *Int J Biomed Health Sci*. 2009;5(2):103-107.
68. Omuemu VO, Okojie OH, Omuemu CE. Awareness of high blood pressure status, treatment and control in a rural community in Edo State. *Niger J Clin Pract*. 2007;10(3):208-212.
69. Suleiman IA, Amogu EO. Prevalence of hypertension in Amassoma, Southern Ijaw, Bayelsa state, Nigeria. Value in Health. 2012; Conference: 17th Annual International Meeting of the International Society for Pharmacoeconomics and Outcomes Research, ISPOR 2012 Washington, DC United States. Conference Start: 20120602 Conference End: 20120606. Conference Publication: (var.pagings). 15 (4):A116.
70. Ulasi II, Ijoma CK, Onodugo OD. A community-based study of hypertension and cardio-metabolic syndrome in semi-urban and rural communities in Nigeria. *BMC Health Serv Res*. 2010;10:71.
71. Ulasi II, Ijoma CK, Onwubere BJC, Arodiwe E, Onodugo O, Okafor C. High prevalence and low awareness of hypertension in a market population in Enugu, Nigeria. *Int J Hypertens*. 2011;2011:869675.
72. Agaba EI, Akanbi MO, Agaba PA, et al. A survey of non-communicable diseases and their risk factors among university employees: a single institutional study. *Cardiovasc J Afr*. 2017;28(6):377-384.
73. Akinbodewa AA, Adejumo AO, Koledoye OV, et al. Community screening for pre-hypertension, traditional risk factors and markers of chronic kidney disease in Ondo State, South-Western Nigeria. *Niger Postgrad Med J*. 2017;24(1):25-30.
74. Emerole CO, Aguwa EN, Onwasigwe CN, Nwakoby BA. Cardiac risk indices of staff of Federal University Of Technology Owerri, Imo State, Nigeria. *Tanzan Health Res Bull*. 2007;9(2):132-135.
75. Ibekwe R. Modifiable risk factors of hypertension and socio-demographic profile in Oghara, Delta State; prevalence and correlates. *Ann Med Health Sci Res*. 2015;5(1):71-77.
76. Ige OK, Owoaje ET, Adebisi OA. Non communicable disease and risky behaviour in an urban university community Nigeria. *Afr Health Sci*. 2013;13(1):62-67.
77. Okaka E, Eiya B. Prevalence and pattern of dyslipidemia in a rural community in Southern Nigeria. *Afr J Med Health Sci*. 2013;12(2):82-86.
78. Oyeyemi AL, Adeyemi O. Relationship of physical activity to cardiovascular risk factors in an urban population of Nigerian adults. *Arch Public Health*. 2013;71(1):6.
79. Oguoma VM, Nwose EU, Skinner TC, Digban KA, Onyia IC, Richards RS. Prevalence of cardiovascular disease risk factors among a Nigerian adult population: relationship with income level and accessibility to CVD risks screening. *BMC Public Health*. 2015;15:397.
80. Ezejimofor MC, Uthman OA, Maduka O, et al. The burden of hypertension in an oil- and gas-polluted environment: a comparative cross-sectional study. *Am J Hypertens*. 2016;29(8):925-933.
81. Adebayo RA, Balogun MO, Adedoyin RA, Obashoro-John OA, Bisiriyu LA, Abiodun OO. Prevalence of hypertension in three rural communities of Ife North Local Government Area of Osun State, South West Nigeria. *Int J Gen Med*. 2013;6:863-868.
82. Akpan EE, Ekrikpo UE, Udo AI, Bassey BE. Prevalence of hypertension in Akwa Ibom State, South-South Nigeria: rural versus urban communities study. *Int J Hypertens*. 2015;2015:975819.
83. Egbi OG, Ogoina D, Oyeyemi A. Prevalence of hypertension and associated factors in a rural community in Bayelsa State. *Int J Res Med Sci*. 2018;6(4):1106-1113.
84. Chukwuonye II, Chuku A, Onyeonoro U, et al. Prevalence of abdominal obesity in Abia State, Nigeria: results of a population-based house-to-house survey. *Diabetes Metab Syndr Obes*. 2013;6:285-291.
85. Ekpe EL, Eleme IA. Hypertension in a rural community in south-South Nigeria. *J Coll Physicians Surg Pak*. 2016;26(10):868-869.
86. Ezeala-Adikaibe BA, Orjioke C, Ekenze OS, et al. Population-based prevalence of high blood pressure among adults in an urban slum in Enugu, South East Nigeria. *J Hum Hypertens*. 2016;30(4):285-291.
87. Iloh G, Amadi AN, Nwankwo BO, Ugwu VC. Obesity in adult Nigerians: a study of its pattern and common primary co-morbidities in a rural Mission General Hospital in Imo state, South-Eastern Nigeria. *Niger J Clin Pract*. 2011;14(2):212-218.
88. Iloh GU, Amadi AN, Nwankwo BO. Obesity in adult Nigerians: a study of its prevalence and common primary co-morbidities in a semi-urban Mission General Hospital in South-Eastern Nigeria. *Niger J Med*. 2010;19(4):459-466.
89. Ofuya ZM. The incidence of hypertension among a select population of adults in the Niger Delta region of Nigeria. *Southeast Asian J Trop Med Public Health*. 2007;38(5):947-949.
90. Okafor C, Anyaehie U, Ofoegbu E. The magnitude of obesity and its relationship to blood pressure among the residents of Enugu metropolis in South East Nigeria. *Ann Med Health Sci Res*. 2014;4(4):624-629.
91. Olamoyegun MA, Oluyombo R, Iwuala SO, Asaolu SO. Epidemiology and patterns of hypertension in semi-urban communities, south-western Nigeria. *Cardiovasc J Afr*. 2016;27(6):356-360.
92. Shittu RO, Odeigah LO, Fakorede KO, et al. Prevalence and correlates of hypertension-outcome of a free medical screening in Oke-Ogun area of Oyo state, Nigeria, West Africa. *J Am Soc Hypertens*. 2018;12(4):268-274.
93. Ugwuja E, Ezenkwa U, Nwibo A, Ogbanshi M, Idoko O, Nnabu R. Prevalence and determinants of hypertension in an agrarian rural community in southeast Nigeria. *Ann Med Health Sci Res*. 2015;5(1):45-49.

94. Wahab KW, Sani MU, Yusuf BO, Gbadamosi M, Gbadamosi A, Yandutse MI. Prevalence and determinants of obesity – a cross-sectional study of an adult Northern Nigerian population. *Int Arch Med*. 2011;4(1):10.

SUPPORTING INFORMATION

Additional supporting information may be found online in the Supporting Information section.

How to cite this article: Adeloye D, Owolabi EO, Ojji DB, et al. Prevalence, awareness, treatment, and control of hypertension in Nigeria in 1995 and 2020: A systematic analysis of current evidence. *J Clin Hypertens*. 2021;00:1–15. <https://doi.org/10.1111/jch.14220>