

Central Lancashire Online Knowledge (CLOK)

Title	Prevalence of dementia in Nigeria: a systematic review of the evidence
Type	Article
URL	https://clock.uclan.ac.uk/29030/
DOI	
Date	2019
Citation	Adeloye, D, Auta, Asa, Ezejimofor, M, Oyedokun, A, Harhay, MO, Rudan, I and Chan, KY (2019) Prevalence of dementia in Nigeria: a systematic review of the evidence. <i>Journal of Global Health Reports</i> , 03 (/ jogh).
Creators	Adeloye, D, Auta, Asa, Ezejimofor, M, Oyedokun, A, Harhay, MO, Rudan, I and Chan, KY

It is advisable to refer to the publisher's version if you intend to cite from the work.

For information about Research at UCLan please go to <http://www.uclan.ac.uk/research/>

All outputs in CLOK are protected by Intellectual Property Rights law, including Copyright law. Copyright, IPR and Moral Rights for the works on this site are retained by the individual authors and/or other copyright owners. Terms and conditions for use of this material are defined in the <http://clock.uclan.ac.uk/policies/>

Prevalence of dementia in Nigeria: a systematic review of the evidence

Davies Adeloye^{1,2}, Asa Auta³, Martinsixtus Ezejimofor⁴, Ayo Oyedokun⁵,
Michael O Harhay^{6,7}, Igor Rudan¹, Kit Yee Chan¹

Background: The burden of dementia is poorly understood in Nigeria. We sought to gather available epidemiologic evidence on dementia in Nigeria to provide country-wide estimates of its prevalence and associated risks.

Methods: We searched MEDLINE, EMBASE, Global Health, Africa Journals Online (AJOL) and Google Scholar for epidemiologic studies on dementia in Nigeria from 1990 to 2018. We pooled crude estimates using random effects meta-analysis. A meta-regression epidemiologic model, using the United Nations demographics for Nigeria, was used to estimate the absolute number of people living with dementia in Nigeria in 1995 and 2015.

Results: Our searches returned 835 studies, of which nine were selected. These included 10 820 individuals with a median age of 74.4 years. Heterogeneity ($I^2=98.8\%$, $P<0.001$) was high across studies. Five studies were conducted in the South-west, and four studies were rated as high quality. The pooled crude prevalence of dementia in Nigeria was 4.9% (95% CI: 3.0–6.9) with prevalence significantly higher in women (6.7%, 3.6–9.9) compared to men (3.1%, 1.2–5.0). Age 80+ (odds ratio (OR) 1.6, 1.3–1.9), female sex (OR 2.2, 1.4–3.4) and BMI ≤ 18.5 (OR 3.5, 1.2–10.1) were significant risks for dementia in Nigeria. Using our epidemiologic model, we estimated that the number of dementia cases increased by over 400% over a 20-year period, increasing from 63 512 in 1995 to 318 011 in 2015 among persons aged ≥ 60 years.

Conclusion: Our findings suggest the prevalence and cases of dementia have increased in Nigeria over the last two decades. Population-wide response to dementia is lacking.

¹ Centre for Global Health Research, Usher Institute, University of Edinburgh, UK

² RdDavies Evidence-based Medicine, Lagos, Nigeria

³ School of Pharmacy and Biomedical Sciences, University of Central Lancashire, Fylde Road, Preston, UK

⁴ British Association of Dermatologists, London, UK

⁵ Department of Elderly Medicine, Salisbury District Hospital, Odstock Road, Salisbury, UK

⁶ Department of Biostatistics, Epidemiology and Informatics, Perelman School of Medicine University of Pennsylvania

Philadelphia, Pennsylvania, USA

⁷ Palliative and Advanced Illness Research (PAIR) Center, Perelman School of Medicine, University of Pennsylvania, Philadelphia, Pennsylvania, USA

Cite as: Adeloye D, Auta A Ezejimofor M, Oyedokun A, Harhay MO, Rudan I, Chan KY. Prevalence of dementia in Nigeria: a systematic review of the evidence. J Glob Health Rep 2019; 3: e2019014.

Dementia is a clinical syndrome caused by neurodegeneration and characterized by progressive deterioration in cognition and capacity for independent living (1). It has been described as a global epidemic (2). The occurrence of dementia in low- and middle-income countries (LMICs) is closely linked to population ageing and thus may continue to rise for decades (2, 3). Globally, about 47.5 million people are living with dementia, with over two-thirds residing in

CORRESPONDENCE TO:

Dr. Davies Adeloye, MBBS, PhD | Centre for Global Health Research | Usher Institute of Population Health Sciences and Informatics | University of Edinburgh | MacKenzie House, 30 West Richmond Street | Edinburgh EH8 9DX, Scotland, UK.
bummyadeloye@gmail.com

LMICs, including Africa, where there is very limited access to social protection, and relevant care, services and support (1).

Documented country-specific dementia prevalence in sub-Saharan Africa (SSA) ranges between 2% and 5% (4, 5). Although in most of these settings, dementia research is relatively poor; consequently, the awareness and response to dementia have been limited (6). In Nigeria, several communities still link dementia to a normal process of ageing, with many patients stigmatised and abandoned in the belief that their condition is beyond any medical intervention (7). Thus, many of those affected delay seeking medical care and endure poor outcomes (8). This is exacerbated by poor mental health service access which partly results in high out-of-pocket expenses that few can afford (9, 10).

The Ibadan study of ageing group (10–12), covering several parts of the south-west Nigeria, is widely recognized as a leading research group on dementia in Nigeria. The group over the last two decades, has contributed to the understanding of the burden of dementia in the south-west region. However, the remaining five of the six geopolitical zones in the country lack recent epidemiologic data. Population-based research studies on dementia have been sparsely conducted in Nigeria (6), a view already reported by the 10/66 dementia research group for several LMICs (13). Prince and colleagues (6), however, called for increased efforts towards gathering available research evidence on the burden of dementia to further raise awareness on the numbers of people affected and inform relevant policy interventions. We therefore systematically reviewed available evidence on dementia in Nigeria to provide estimates of the prevalence and risks of dementia that can subsequently prompt a much-needed policy response and country-wide public health interventions.

METHODS

Search strategy

Table 1. Search terms

#	SEARCHES
1	africa/ or africa, sub-sahara/ or africa, western/ or nigeria/
2	exp vital statistics/
3	(incidence* or prevalence* or morbidity or mortality).tw.
4	(disease adj3 burden).tw.
5	exp "cost of illness"/
6	case fatality rate.tw
7	hospital admissions.tw
8	Disability adjusted life years.mp.
9	(initial adj2 burden).tw.
10	exp risk factors/
11	2 or 3 or 4 or 5 or 6 or 7 or 8 or 9 or 10
	exp dementia/ or exp alzheimer's disease/ or exp cognitive impairment/ or exp parkinson's disease/
13	1 and 11 and 12
14	Limit 13 to "1990-current"

We searched relevant databases, including MEDLINE, EMBASE, Global Health (CABI), and Africa Journals Online (AJOL), for epidemiologic studies on dementia in Nigeria. Search terms are shown in Table 1. Searches were conducted on 31 July 2018 and limited to studies published after 1 January 1990. Unpublished documents were sourced from Google Scholar and Google searches. Titles and abstracts of studies were reviewed, and full-texts of relevant studies accessed. The reference lists of accessed full-texts were further hand-searched for additional studies. The authors of selected papers were contacted for missing information.

Selection criteria

We primarily selected population-based studies reporting on the prevalence or risks of dementia in a Nigerian setting. However, due to high number of hospital-based studies we identified from an initial scoping exercise reporting risks of dementia, we also carefully reviewed and selected hospital-based studies if they clearly defined the reference population of the hospital (which we ascertained by checking with the authors or relevant authorities of the hospital). We excluded any other hospital-based studies with poor or no description of reference population. Other studies excluded include studies on Nigerians in diaspora, reviews, case-reports, view-points and commentaries.

Data extraction

Assessment of eligible studies was conducted independently by two reviewers (DA and AA), with an eligibility guideline to ensure that selection consistent criteria were applied. Any disagreement in study selection was resolved by consensus. Data on the location, study period, study design, study setting (urban or rural), sample size, diagnostic criteria and mean

age of the population were extracted. These were matched with corresponding data on dementia cases, sample population, prevalence, and estimated risks of dementia in each study. For studies conducted on the same study site, population or cohort, the first published study was selected, and all additional data from the other studies were extracted and merged with data from the selected paper.

Quality assessment

For the quality assessment, we adapted the Alzheimer's Disease International study selection and quality criteria (1). For each full text selected, we screened for adherence to protocol in the study design (was there a protocol?), sampling method (was it representative of a target subnational population?), and case ascertainment (was it based on standard diagnostic criteria, measurement of cognitive impairment or unspecified clinical criteria, informant interviews, or not reported?). Studies were graded as *high* (4, 5), *moderate* (2, 3), or *low quality* (0-1) (see Tables 2 and 3, for details of all full-text manuscripts accessed and quality grading).

Table 2. Quality assessment of selected studies

QUALITY CRITERIA	ASSESSMENT	SCORE	MAXIMUM SCORE
Protocol (was there a protocol?)	Yes	1	1
	No	0	
Sampling method (was it representative of a target subnational population?)	Yes	1	1
	No	0	
Case ascertainment (was it based on standard diagnostic criteria or measurement of cognitive impairment, other clinical criteria, informant interviews, or not reported?)	Standard diagnostic criteria	3	3
	Measurement of cognition or other clinical criteria	2	
	Informant interviews	1	
	Not-reported	0	
Total (<i>high</i> (4, 5), <i>moderate</i> (2, 3), or <i>low quality</i> (0-1))			5

Table 3. Characteristics of selected studies

AUTHOR.	YEAR	STUDY DESIGN	CASE ASCERTAINMENT	LOCATION	GEO-POLITICAL ZONE	SETTING	MEAN AGE (YEARS)	PREVALENCE %	QUALITY GRADING
Adebayo et al. 2016 (18)	2007-2011	Hospital-based survey	ICD-10, Clinical criteria	Lagos	South-west	Urban	69.6	4.60	Medium
Gureje et al. 2006 (19)	2003-2004	Community-based household survey	10-WDRT	Ibadan	South-west	Peri-urban	74.4	10.10	Medium
Gureje et al. 2011 (20)	2007	Community-based household survey (two-phase study)	C-SID	Ibadan	South-west	Peri-urban	74.5	6.94	High
Hendrie et al. 1995 (10, 21)	1992-1993	Community-based household survey (two-phase study)	DSM-III-R and ICD-10	Ibadan	South-west	Peri-urban	81	2.29	High
Hendrie et al. 2001 (22)	1997-1998	Community-based household survey (two-phase study)	DSM-III-R, ICD-10	Ibadan	South-west	Peri-urban	74.2	1.14	High
Ochayi & Thatcher 2006 (23)	2002	Community-based household survey	Standardized CSI-D	Jos	North-central	Peri-urban	73	6.40	Medium
Ogunniyi et al. 2016 (24)	2013	Community-based cross-sectional study	DSM-IV, NINCDS-ADRDA, Peterson's criteria	Lalupon	South-west	Rural	70	2.80	High
Yusuf et al. 2011 (25)	2011	Community-based household survey	CSI-D, CERAD, SDT, BDS	Zaria	North-west	Urban	75.5	2.80	Medium
Yusuf et al. 2018 (26)	2017	Hospital-based survey	CSI-D, CERAD, SDT, BDS	Zaria	North-west	Urban	75	8.24	Medium

Note: 10-WDRT: 10-Word Delayed Recall Test, BDS: Blessed Dementia Scale, CSI-D: Community Screening Instrument for Dementia, CERAD: Consortium to Establish a Registry for Alzheimer's Disease; DSM: Diagnostic and Statistical Manual of Mental Disorders; ICD: International Classification of Diseases, NINCDS-ADRDA: National Institute of Neurological and Communicative Disorders and Stroke and the Alzheimer's Disease and Related Disorders Association, SDT: Stick Design Test

Data analysis

A random effects meta-analysis, using the DerSimonian and Laird Method (14), was employed on the individual study estimates to generate national and sub-national summary estimates of prevalence and risk of dementia in Nigeria. Standard errors were determined from the reported crude estimates and population denominators, assuming a binomial (or Poisson) distribution. Heterogeneity between studies was assessed using I-squared (I^2) statistics, and subgroup analysis was conducted to detect causes of heterogeneity. A meta-regression epidemiologic model based on aggregated age from each study (as this was statistically significant) was applied to extracted prevalence rates. The model accounted for study sample size, study period, and estimated sex-based risk (for sex distribution). We employed the model to estimate the absolute number of cases of dementia at midpoints of the United Nation (UN) population 5-year age groups for Nigeria for the years 1995 and 2015 (15). Our approach to data analysis has been described in detail in previous studies (16, 17). All statistical analyses were conducted on STATA (Stata Corp V.14, Texas, USA). The study was conducted in strict compliance to the PRISMA guidelines.

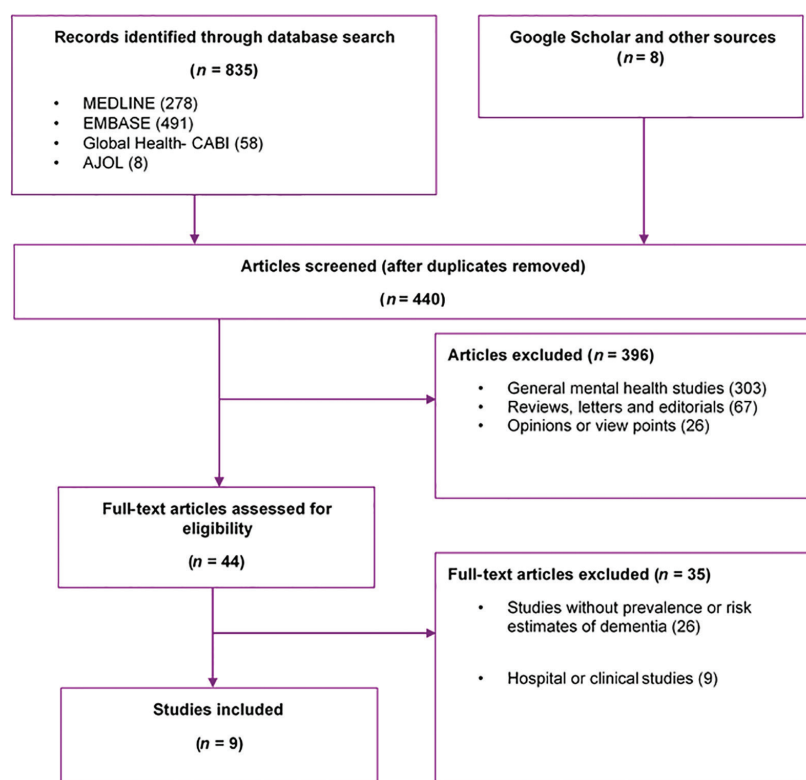


Figure 1. Flow chart of selection of dementia studies in Nigeria.

define as a mix of urban and rural dwellers. Four studies were rated as high quality, with the remaining five rated as moderate quality. Study period ranged from 1992 to 2017, with four studies (44.4%) conducted after 2010. The total population included in the review was 10,820, with a median age of 74.4 years (Table 3).

Estimated prevalence of dementia in Nigeria

There were 43 data-points on the prevalence of dementia in Nigeria, 31 on dementia, five on Alzheimer's disease, three on mixed dementia and two each on vascular dementia and Parkinson's disease (see Online Supplementary Document for all data points on prevalence). Heterogeneity was high across studies, with I-squared (I^2) estimated at 98.8% ($P < 0.001$). From all data points, the pooled crude prevalence of dementia in Nigeria was 4.9% (95% CI: 3.0-6.9)

RESULTS

Search results

Our searches returned 835 studies (MEDLINE 278, EMBASE 491, Global Health 58, and AJOL 8). Additional three studies were identified through Google Scholar, websites and reference lists of relevant studies. After duplicates have been removed, 440 titles were screened for relevance. On applying the selection criteria, 396 studies were excluded. Of the remaining 44 full-texts assessed, nine studies (18-26) were finally selected for the review (Figure 1).

Study Characteristics

Nine studies (7 population-based and 2 hospital-based) spread across the southern and northern parts of Nigeria were selected (Table 2). Specifically, six studies were retained from the South-west, two from the North-west and one from the North-central. Five studies were conducted in peri-urban settings, which we

(Figure 2), with prevalence in women (6.7%, 3.6-9.9) significantly higher than in men (3.1%, 1.2-5.0), $P < 0.05$ (Figures 3 and 4). The prevalence was highest in North-central (6.4%, 3.5-9.3), followed by North-west (5.4%, 0.1-10.7) and South-west (4.6%, 2.3-6.9). Prevalence was also higher in urban settings (4.9%, 2.5-7.4) compared to rural settings (2.8%, 1.5-4.1). As already reported as a disease associated with ageing, we observed an increasing prevalence with advancing age of the population, with prevalence consistently increasing from 3.9% (2.1-5.7) among persons aged 60-69 years to 11.0% (6.7-15.3) among persons aged 90 years or more (Table 4). Of the dementia subtypes, Alzheimer's disease had the highest prevalence at 2.0% (1.0-2.9). Other dementia subtypes had prevalence rates less of than 1% (Figure 5, Table 4).

Estimated risk of dementia in Nigeria

We extracted data on 16 different risk factors yielding a total of 55 data points from all studies (see Online Supplementary Document for all data points on risks). Of all extracted risk factors, age, female sex and BMI were significant determinants for dementia in Nigeria. At 80 years or more, the risk of dementia increased by almost 60% (odds ratio (OR) 1.58, 95% CI: 1.32-1.88). There was about 120% increased risk of dementia in the female sex (OR 2.18, 95% CI: 1.41-3.36), which is in keeping with our estimated prevalence rate distribution in the two

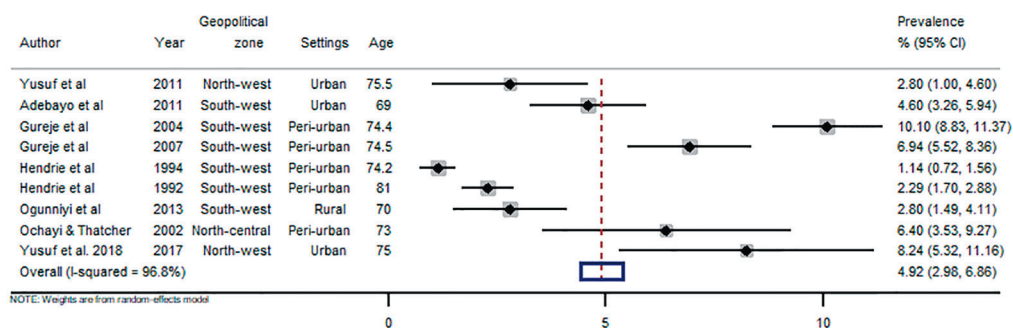


Figure 2. Pooled prevalence rate of dementia in Nigeria, Both sexes.

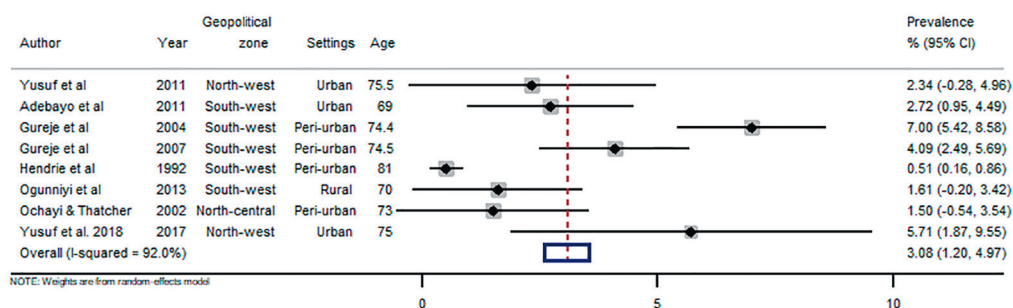


Figure 3. Pooled prevalence rate of dementia in Nigeria, Men.

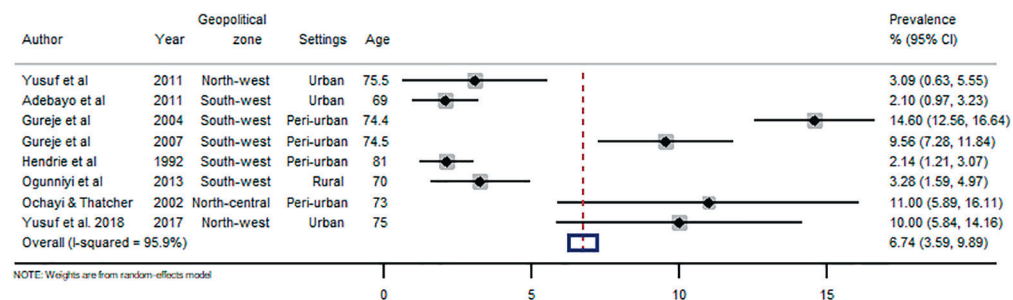


Figure 4. Pooled prevalence rate of dementia in Nigeria, Women.

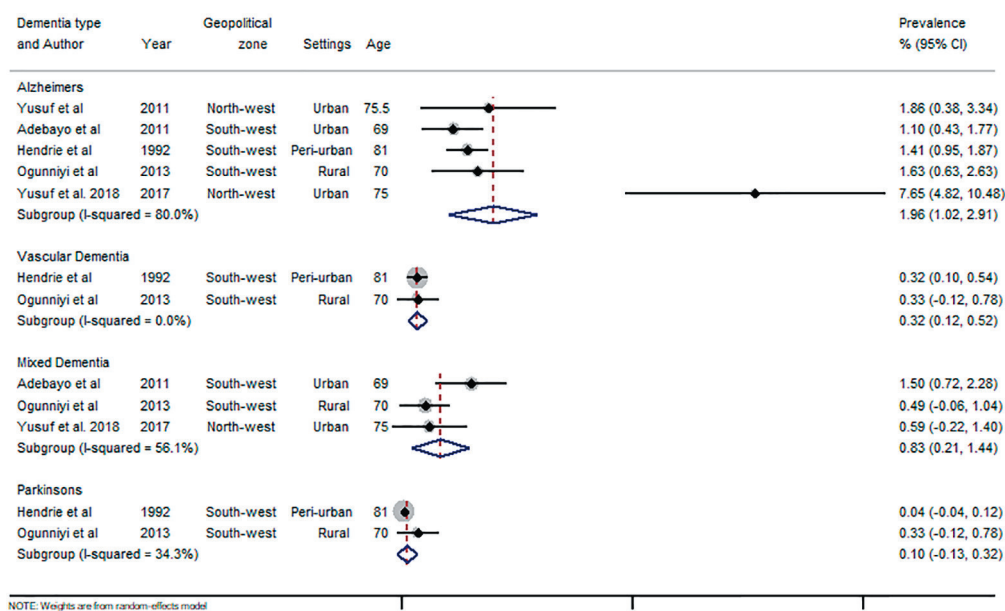


Figure 5. Pooled prevalence of dementia subtypes in Nigeria.

Table 4. Pooled crude estimates of dementia prevalence in Nigeria

SUBGROUP DATA			BOTH SEXES (95% CI)	I ² , P VALUE	DATA POINTS
Dementia types	Dementia	All	4.9 (3.0-6.9)	98.8, <0.001	9
		Male	6.7 (3.6-9.9)	95.9, <0.001	8
		Female	3.1 (1.2-5.0)	92.0, <0.001	8
	Alzheimer's disease		2.0 (1.0-2.9)	80.0, <0.001	5
	Mixed dementias		0.8 (0.2-1.4)	56.1, 0.102	3
	Vascular dementias		0.3 (0.1-0.5)	0.0, 0.969	3
	Parkinson's disease		0.1 (0.03-0.3)	34.3, 0.217	2
	North-central		6.4 (3.5-9.3)	-	1
Geopolitical zone	North-west	5.4 (0.1-10.7)	89.6, <0.001	2	
	South-west	4.6 (2.3-6.9)	97.8, <0.001	6	
	Rural	2.8 (1.5-4.1)	-	1	
Setting	Urban	4.9 (2.5-7.4)	79.4, <0.001	3	
	Peri-urban (mixed urban-rural)		5.3 (2.4-8.2)	98.2, <0.001	5
	60-69	3.9 (2.1-5.7)	93.1, <0.001	7	
Age	70-79	6.3 (4.1-8.5)	95.7, <0.001	14	
	80-89	10.1 (1.2-19.1)	97.2, <0.001	5	
	90+	11.0 (6.7-15.3)	18.1, 0.299	5	

sexes (male 3.1%, female 6.7%). Body mass index (BMI) 18.5 or less was also a leading risk of dementia observed in this study (OR 3.50, 95% CI: 1.22-10.05). Although, other contributing risks of dementia in a Nigerian population included being a widow (OR 1.47, 0.9-2.3), having no education (OR 2.36, 1.0-5.6), low socio-economic status (OR 1.52, 0.8-2.9), rural residence (OR 1.45, 0.8-2.9), history of alcohol (OR 1.51, 1.0-2.3), and history of stroke (OR 1.37, 0.7-2.5), they were however not statistically significant (Figure 6).

Estimated number of dementia cases in Nigeria

The meta-regression epidemiologic modelling, adjusted for study period (1992-2017) and sample size (total 10 820), was applied to mean ages and crude prevalence rates of dementia extracted from all studies. As noted in the prevalence estimates, the modelling revealed an increasing prevalence with age ($P < 0.05$) (see Online Supplementary Document for meta-regression model). Using the United Nations demographic projections for Nigeria and incorpo-

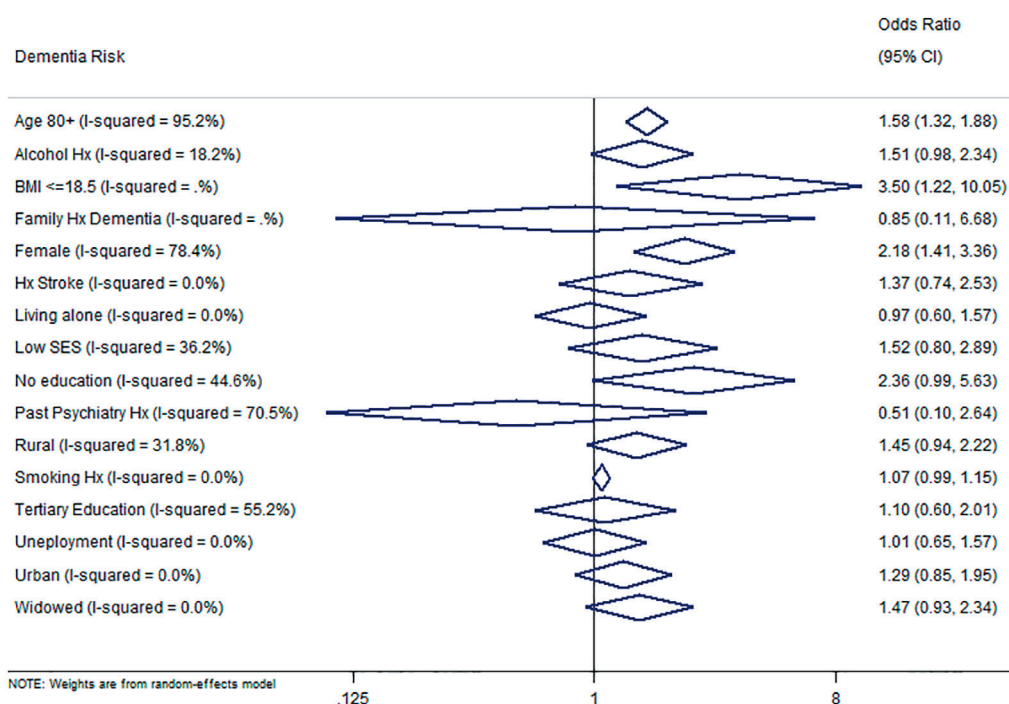


Figure 6. Risk factors for dementia in Nigeria, pooled odds ratio. Note: BMI: body mass index, Hx: history, SES: socio-economic status.

Table 5. Absolute number of cases of dementia in Nigeria among persons aged 60 years or more, 1995 and 2015

AGE	1995			2015		
	All	Men	Women	All	Men	Women
60-64	188	59	129	31295	9841	21454
65-69	865	272	593	70394	22136	48257
70-74	19305	6071	13234	83262	26183	57079
75-79	21436	6741	14695	68816	21640	47176
80-84	14009	4405	9604	41584	13077	28507
85-89	5878	1848	4030	17250	5424	11825
90+	1835	577	1258	5411	1702	3709
Total 60+	63517	19974	43543	318011	100004	218008

Note: Estimates based on the epidemiologic modelling from all datapoints.

rating the significant female risk of dementia (to determine sex distribution), we estimated 63 527 dementia cases in 1995 among person aged 60 years or more. Driven partly by the rapid demographic changes observed in Nigeria, this increased significantly to 318 011 dementia cases in 2015. This increase accounts for over 400% increase in the absolute number of dementia cases among persons aged 60 years or more over the 20-year period (Table 5).

DISCUSSION

Nigeria has one of the most rapid demographic transitions in Africa. A population health consequence of the associated population ageing is dementia. According to the UN estimates (15), the population of Nigerians aged ≥ 60 years nearly doubled from approximately 5 million in 1995 to 9.5 million in 2015. Thus, even if the existing age- and sex-specific prevalence of dementia remains stable, there will be an increase in the number of older individuals at risk of progressing into dementia (1, 2).

With dementia cases estimated at about 64 000 in Nigeria in 1995, it is compelling to suggest that the burden of dementia may have been previously low and gradually increasing in the

country over the last two to three decades. In a 1992 study in Ibadan, South-west Nigeria, Ogunniyi et al. (27) identified no cases of dementia in their study, reporting that the disease was relatively rare in Nigeria. Further studies in the same location (21, 22, 28) gradually identified dementia cases, with the most surprising being a prevalence of 10.1% in 2006 (19).

We estimated an overall dementia prevalence of 5% (3.0–6.9) in Nigeria. To the best of our knowledge, this is the first national prevalence of dementia in the country based on a synthesis of diverse publicly available evidence. Our prevalence estimate is similar to that for Africa in the World Alzheimer Report for 2013 (4.6%) and 2015 (5.5%) (1, 29). However, Mavrodaris et al (4) reported that prevalence rates of dementia in sSA ranged from 0% to 10.1%, and George-carey et al (5) estimated a dementia prevalence of 2.4% in sSA in 2012, which are both not in congruent with our current estimate. As these are aggregated estimates from different African countries where relatively little dementia research effort occurs, it is understandable that dementia prevalence may vary widely between, and even within, different countries (6).

For example, genetic, cultural, and nutritional variation across the continent, and within African countries may have impacted the natural history of chronic disease prevalence, including dementia (6). This may be reflected in the different prevalence rates reported. Other factors that may have affected estimation include methodological issues, case definitions, validity and reliability of screening instruments, and under-reporting from routine medical records (5, 8, 13). In contrast, Prince and colleagues (2) suggested that the actual prevalence of dementia only varies slightly between world regions, reporting a narrow range of 5–7% across countries, which appears to be in keeping with the World Alzheimer Report estimates for Africa and our current estimate for Nigeria.

We also estimated prevalence rates for dementia subtypes in Nigeria, with Alzheimer's disease being the most prevalent at 2% (1.0–2.9). Alzheimer's disease is the most common type of dementia globally and poses a substantial burden to patients, caregivers, and the health system (1). In sSA, George-carey et al (5) estimated that Alzheimer's disease accounted for almost 60% of dementia cases in the region in 2012. However, interpreting reported prevalence rates of dementia subtypes in Africa may need to be undertaken cautiously. First, due to apparent overlaps in the case definitions of dementia subtypes, particularly dementia, Alzheimer's disease and vascular dementia, misclassification bias may have been a problem during case ascertainment (5). Second, dementia research is still evolving in Africa, with a relatively higher likelihood of errors from survey designs and use of screening instruments (4, 8).

Advancing age is the single most important risk of developing dementia, which was particularly significant for persons aged 80 years or more in this study. Although a decline in age-related incidence may be plausible with substantial reduction in exposures to other risks including environmental, lifestyle and cardiovascular risks (30, 31). The increased risk of dementia in women observed in this study (from prevalence estimates and risk estimation) has also been reported previously (31). As women tend to live longer than men, they endure a survivor burden owing to higher prevalence of some diseases, such as dementia, especially when they have co-existing cardiovascular conditions (13). However, one important link is the presence of apolipoprotein E gene (APOE4 allele), a known risk of early-onset dementia, which creates proteins that transport fatty substances in the blood stream. Altman and colleagues (32) found that women who carry a copy of APOE4 allele were twice as likely to develop Alzheimer's disease, while men with the gene had only slightly increased risk, suggesting that APOE4 allele confers more risk of dementia in women compared to men. The link between dementia and BMI is controversial, hence our estimate of increased risk with BMI ≤ 18.5 requires further research. Some studies have examined the association between weight and dementia, reporting that the risk of dementia increased among those overweight or obese (6, 33). However, in a UK retrospective cohort study of about 2 million people over two decades, the authors reported that underweight people had a 34% increased risk of dementia compared to normal weight individuals and that the incidence of dementia consistently dropped with rise in BMI (34). While the contexts of these studies are obviously dif-

ferent from Nigeria, the contradicting reports further affirms a need for more research on BMI and dementia.

Although the Ibadan group have pioneered dementia research in Nigeria, it has been isolated mainly to South-west Nigeria. Further, few studies have addressed modifiable risks of dementia in the population, thus limiting population-wide guidance for the promotion of preventive measures (6). The lack of comprehensive care and support institutions for people living with dementia is another setback in Nigeria (35). Care for dementia is largely provided by family members and occasionally community care-givers. While better than no support, both groups suffer from a poor understanding of the disease and are burdened from the stress of providing care and the diverse behavioural disturbances of their loved ones. A bill to pass the Nigerian Mental Act, believed to potentially drive an improved response to dementia, was only re-introduced in 2013, having been withdrawn from the National Assembly for nearly five years due to unresolved political issues (7). The bill however broadly focused on protecting the rights of individuals with mental disorders and setting standards for mental health practice in the country. It is therefore important for policymakers to direct efforts at ensuring adequate infrastructure, personnel, training and research that focus on dementia, among other important mental health needs, in Nigeria.

This study has limitations. First, there were no studies specifically from the South-east, South-south and North-east of Nigeria that met our selection criteria. Second, study heterogeneity was high due to variation in study designs, case definitions, and individual population characteristics. The selection of two hospital-based studies could have also contributed to this heterogeneity; we however ensured these were properly screened and reference population clearly defined. Third, there were only four studies assessed as high quality, which obviously has implications on the interpretation of our results. Notwithstanding, the data and estimates provided in this study have been derived from the best available evidence on dementia in Nigeria and may contribute to better awareness and response to the disease in the country.

CONCLUSION

The prevalence and cases of dementia is increasing in Nigeria, driven mostly by rapid population ageing. There are still very few rigorous population-based studies on dementia prevalence and risk, and this apparently sustains a poor understanding of the diseases across many Nigerian settings. While there is need for the government and policy makers to address this issue more keenly, the country may also benefit from international collaborations towards advancing dementia research and overall mental health services in the country. It is hoped that the findings of this study may prompt a much-needed policy and public health response to dementia across Nigeria.

Acknowledgements: The authors acknowledge the support of the Nigeria Federal Ministry of Health and the WHO Nigeria Country Office in the conduct of this study.

Funding: None.

Authorship contributions: DA and KYC conceptualized the study. DA and AA conducted the literature review for all databases. DA, AA and ME performed all statistical analyses. DA, MOH and KYC drafted the paper. DA, MOH, AO, IR and KYC contributed to writing of the final version of the paper and checked the paper for important intellectual content.

Competing interests: DA is a Co-Editor-in-Chief of the Journal of Global Health Reports. To ensure that any possible conflict of interest relevant to the journal has been addressed, this article was reviewed according to best practice guidelines of international editorial organizations. All authors have completed the Unified Competing Interest form at www.icmje.org/coi_disclosure.pdf (available on request from the corresponding author). None of the participating authors has a conflicting financial or other interest related to the work detailed in this manuscript.

REFERENCES

1. Prince M, Wimo A, Guerchet M, Ali G-C, Wu Y-T, Prina M. World Alzheimer Report 2015: The Global Impact of Dementia-An analysis of prevalence, incidence, cost and trends. London: Alzheimer's Disease International; 2015.
2. Prince M, Bryce R, Albanese E, Wimo A, Ribeiro W, Ferri CP. The global prevalence of dementia: A systematic review and metaanalysis. *Alzheimers Dement*. 2013;9:63–75.e2. [PubMed https://doi.org/10.1016/j.jalz.2012.11.007](https://doi.org/10.1016/j.jalz.2012.11.007)
3. Ferri CP, Prince M, Brayne C, Brodaty H, Fratiglioni L, Ganguli M, et al. Global prevalence of dementia: a Delphi consensus study. *Lancet*. 2005;366:2112–7. [PubMed https://doi.org/10.1016/S0140-6736\(05\)67889-0](https://doi.org/10.1016/S0140-6736(05)67889-0)
4. Mavrodaris A, Powell J, Thorogood M. Prevalences of dementia and cognitive impairment among older people in sub-Saharan Africa: a systematic review. *Bull World Health Organ*. 2013;91:773–83. [PubMed https://doi.org/10.2471/BLT.13.118422](https://doi.org/10.2471/BLT.13.118422)
5. George-Carey R, Adeboye D, Chan KY, Paul A, Kolčić I, Campbell H, et al. An estimate of the prevalence of dementia in Africa: A systematic analysis. *J Glob Health*. 2012;2:020401. [PubMed https://doi.org/10.7189/jogh.02.020401](https://doi.org/10.7189/jogh.02.020401)
6. Olayinka OO, Mbuyi NN. Epidemiology of Dementia among the Elderly in Sub-Saharan Africa. *Int J Alzheimers Dis*. 2014;2014:195750. [PubMed https://doi.org/10.1155/2014/195750](https://doi.org/10.1155/2014/195750)</jrn>
7. Sanni AA, Adebayo FO. Nigerian Mental Health Act 2013 Assessment: A Policy towards Modern International Standards. *American Academic & Scholarly Research Journal*. 2014;6:1.</jrn>
8. Yusuf AJ, Baiyewu O. Beliefs and attitudes towards dementia among community leaders in northern Nigeria. *West Afr J Med*. 2012;31:8–13. [PubMed https://doi.org/10.1186/1472-6963-11-153](https://doi.org/10.1186/1472-6963-11-153)</jrn>
9. Albanese E, Liu Z, Acosta D, Guerra M, Huang Y, Jacob KS, et al. Equity in the delivery of community healthcare to older people: findings from 10/66 Dementia Research Group cross-sectional surveys in Latin America, China, India and Nigeria. *BMC Health Serv Res*. 2011;11:153. [PubMed https://doi.org/10.1186/1472-6963-11-153](https://doi.org/10.1186/1472-6963-11-153)</jrn>
10. Ogunniyi A, Baiyewu O, Gureje O, Hall KS, Unverzagt F, Siu SH, et al. Epidemiology of dementia in Nigeria: results from the Indianapolis-Ibadan study. *Eur J Neurol*. 2000;7:485–90. [PubMed https://doi.org/10.1046/j.1468-1331.2000.00124.x](https://doi.org/10.1046/j.1468-1331.2000.00124.x)
11. Gureje O, Oladeji B, Abiona T. Incidence and risk factors for late-life depression in the Ibadan Study of Ageing. *Psychol Med*. 2011;41:1897–906. [PubMed https://doi.org/10.1017/S0033291710002643](https://doi.org/10.1017/S0033291710002643)
12. Hall K, Gureje O, Gao S, Ogunniyi A, Hui SL, Baiyewu O, et al. Risk factors and Alzheimer's disease: a comparative study of two communities. *Aust N Z J Psychiatry*. 1998;32:698–706. [PubMed https://doi.org/10.3109/00048679809113126](https://doi.org/10.3109/00048679809113126)
13. Prince M, Ferri CP, Acosta D, Albanese E, Arizaga R, Dewey M, et al. The protocols for the 10/66 dementia research group population-based research programme. *BMC Public Health*. 2007;7:165. [PubMed https://doi.org/10.1186/1471-2458-7-165](https://doi.org/10.1186/1471-2458-7-165)
14. DerSimonian R, Laird N. Meta-Analysis in Clinical Trials. *Control Clin Trials*. 1986;7:177–88. [PubMed https://doi.org/10.1016/0197-2456\(86\)90046-2](https://doi.org/10.1016/0197-2456(86)90046-2)
15. United Nations. 2017 Revision of World Population Prospects. New York, US: United Nations; 2017. Available from: <https://esa.un.org/unpd/wpp/>.
16. Adeboye D, Basquill C, Aderemi AV, Thompson JY, Obi FA. An estimate of the prevalence of hypertension in Nigeria: a systematic review and meta-analysis. *J Hypertens*. 2015;33:230–42. [PubMed https://doi.org/10.1097/HJH.0000000000000413](https://doi.org/10.1097/HJH.0000000000000413)
17. Adeboye D, Ige JO, Aderemi AV, Adeleye N, Amoo EO, Auta A, et al. Estimating the prevalence, hospitalisation and mortality from type 2 diabetes mellitus in Nigeria: a systematic review and meta-analysis. *BMJ Open*. 2017;7:e015424. [PubMed https://doi.org/10.1136/bmjopen-2016-015424](https://doi.org/10.1136/bmjopen-2016-015424)
18. Adebayo RA, Olagunju AT, Olutoki MO, Fadipe B, Oduguwa TO, Lawal RA. A four-year review of geriatric mental health services in a Lagos-based hospital, Nigeria. *Ethiop Med J*. 2016;54:125–35. [PubMed https://doi.org/10.1186/1471-2458-7-165](https://doi.org/10.1186/1471-2458-7-165)
19. Gureje O, Ogunniyi A, Kola L. The profile and impact of probable dementia in a sub-Saharan African community: Results from the Ibadan Study of Aging. *J Psychosom Res*. 2006;61:327–33. [PubMed https://doi.org/10.1016/j.jpsychores.2006.07.016](https://doi.org/10.1016/j.jpsychores.2006.07.016)
20. Gureje O, Ogunniyi A, Kola L, Abiona T. Incidence of and risk factors for dementia in the Ibadan study of aging. *J Am Geriatr Soc*. 2011;59:869–74. [PubMed https://doi.org/10.1111/j.1532-5415.2011.03374.x](https://doi.org/10.1111/j.1532-5415.2011.03374.x)
21. Hendrie HC, Osuntokun BO, Hall KS, Ogunniyi AO, Hui SL, Unverzagt FW, et al. Prevalence of Alzheimer's disease and dementia in two communities: Nigerian Africans and African Americans. *Am J Psychiatry*. 1995;152:1485–92. [PubMed https://doi.org/10.1176/ajp.152.10.1485](https://doi.org/10.1176/ajp.152.10.1485)

22. Hendrie HC, Ogunniyi A, Hall KS, Baiyewu O, Unverzagt FW, Gureje O, et al. Incidence of dementia and Alzheimer disease in 2 communities: Yoruba residing in Ibadan, Nigeria, and African Americans residing in Indianapolis, Indiana. *JAMA*. 2001;285:739–47. [PubMed https://doi.org/10.1001/jama.285.6.739](https://doi.org/10.1001/jama.285.6.739)
23. Ochayi B, Thacher TD. Risk factors for dementia in central Nigeria. *Aging Ment Health*. 2006;10:616–20. [PubMed https://doi.org/10.1080/13607860600736182](https://doi.org/10.1080/13607860600736182)
24. Ogunniyi A, Adebisi AO, Adediran AB, Olakehinde OO, Siwoku AA. Prevalence estimates of major neurocognitive disorders in a rural Nigerian community. *Brain Behav*. 2016;6:e00481. [PubMed https://doi.org/10.1002/brb3.481](https://doi.org/10.1002/brb3.481)
25. Yusuf AJ, Baiyewu O, Sheikh TL, Shehu AU. Prevalence of dementia and dementia subtypes among community-dwelling elderly people in northern Nigeria. *Int Psychogeriatr*. 2011;23:379–86. [PubMed https://doi.org/10.1017/S1041610210001158](https://doi.org/10.1017/S1041610210001158)
26. Yusuf AJ, Baiyewu O, Bakari AG, Garko SB, Jibril ME, Suleiman AM, et al. Low education and lack of spousal relationship are associated with dementia in older adults with diabetes mellitus in Nigeria. *Psychogeriatrics*. 2018;18:216–23. [PubMed https://doi.org/10.1111/psyg.12309](https://doi.org/10.1111/psyg.12309)
27. Ogunniyi AO, Osuntokun BO, Lekwauwa UB, Falope ZF. Rarity of dementia (by DSM-III-R) in an urban community in Nigeria. *East Afr Med J*. 1992;69:64–8. [PubMed](https://doi.org/10.1111/psyg.12309)
28. Ogunniyi A, Lekwauwa UG, Falope ZF, Osuntokun BO. Clinically-diagnosed dementing illnesses in Ibadan: features, types and associated conditions. *Afr J Med Med Sci*. 1993;22:61–4. [PubMed](https://doi.org/10.1111/psyg.12309)
29. Guerchet M, Mayston R, Lloyd-Sherlock P, Prince M, Aboderin I, Akinyemi R, et al. Dementia in sub-Saharan Africa: challenges and opportunities. London: Alzheimer's Disease International; 2017.
30. Wu YT, Beiser AS, Breteler MMB, Fratiglioni L, Helmer C, Hendrie HC, et al. The changing prevalence and incidence of dementia over time - current evidence. *Nat Rev Neurol*. 2017;13:327–39. [PubMed https://doi.org/10.1038/nrneurol.2017.63](https://doi.org/10.1038/nrneurol.2017.63)
31. Prince M, Ali G-C, Guerchet M, Prina AM, Albanese E, Wu Y-T. Recent global trends in the prevalence and incidence of dementia, and survival with dementia. *Alzheimers Res Ther*. 2016;8:23. [PubMed https://doi.org/10.1186/s13195-016-0188-8](https://doi.org/10.1186/s13195-016-0188-8)
32. Altmann A, Tian L, Henderson VW, Greicius MD. Sex Modifies the APOE-Related Risk of Developing Alzheimer's Disease. *Ann Neurol*. 2014;75:563–73. [PubMed https://doi.org/10.1002/ana.24135](https://doi.org/10.1002/ana.24135)
33. Albanese E, Launer LJ, Egger M, Prince MJ, Giannakopoulos P, Wolters FJ, et al. Body mass index in midlife and dementia: Systematic review and meta-regression analysis of 589,649 men and women followed in longitudinal studies. *Alzheimers Dement (Amst)*. 2017;8:165–78. [PubMed https://doi.org/10.1016/j.dadm.2017.05.007](https://doi.org/10.1016/j.dadm.2017.05.007)
34. Qizilbash N, Gregson J, Johnson ME, Pearce N, Douglas I, Wing K, et al. BMI and risk of dementia in two million people over two decades: a retrospective cohort study. *Lancet Diabetes Endocrinol*. 2015;3:431–6. [PubMed https://doi.org/10.1016/S2213-8587\(15\)00033-9](https://doi.org/10.1016/S2213-8587(15)00033-9)
35. Ogunniyi A, Hall KS, Baiyewu O, Gureje O, Unverzagt FW, Gao S, et al. Caring for individuals with dementia: the Nigerian experience. *West Afr J Med*. 2005;24:259–62. [PubMed](https://doi.org/10.1016/S2213-8587(15)00033-9)